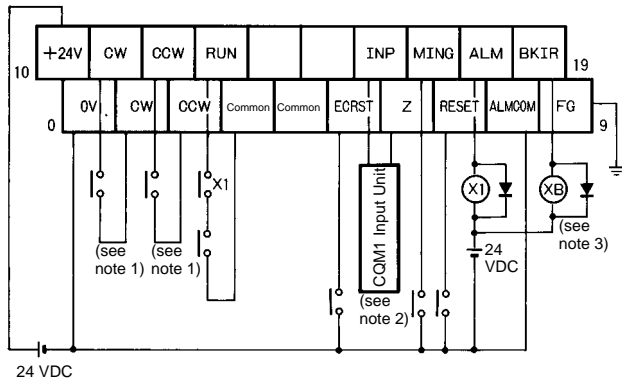
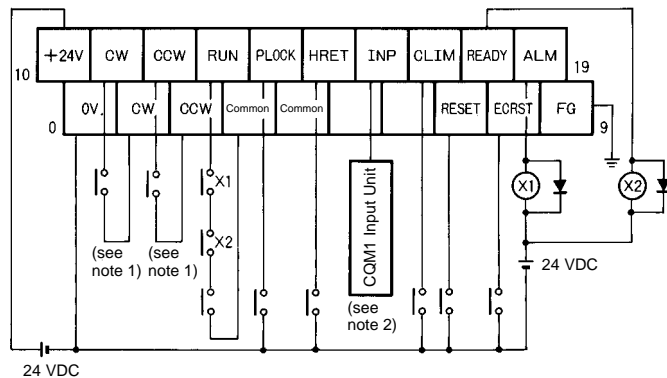


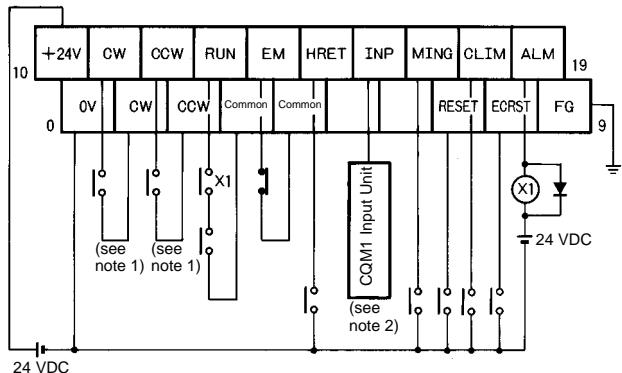
CQM1-U Models



CQM1-M Models



CQM1-H Models



- Note:**
1. When this signal is input, the output pulses of the CQM1 can be input to the high-speed counters directly.
 2. Input this signal output to the CQM1 Input Unit.
 3. The XB contact is used to turn the electromagnetic brake on and off.
 4. Phase Z is an open collector output.
 5. The open terminal must be left unconnected.
 6. 0-V and common terminals are connected internally.
 7. The suitable crimp terminal is R1.25-3 (round or fork type).