

Guardmaster[®]

CU2

STOP MOTION DETECTOR

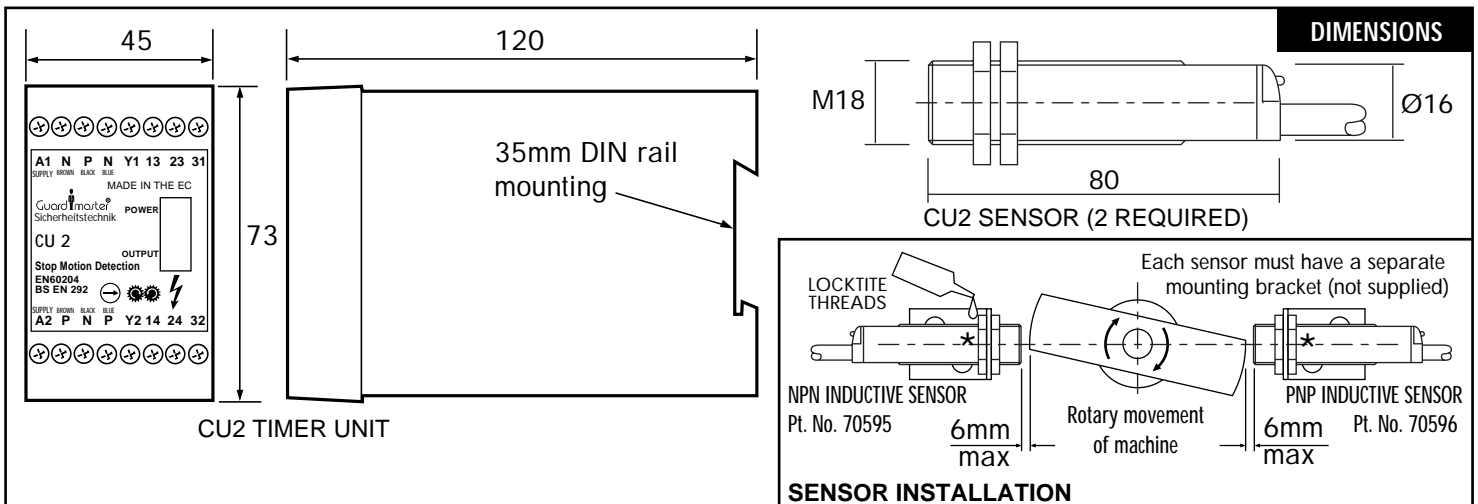
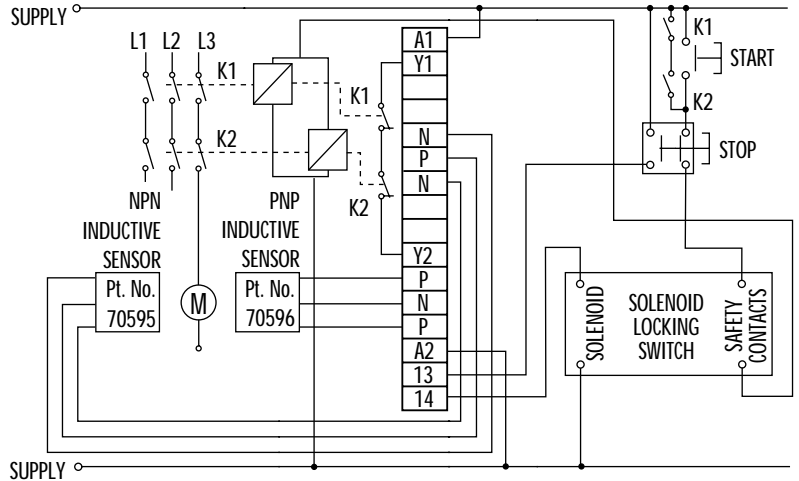
The CU2 provides a stopped motion detection system and is used together with CU2 sensors (supplied separately) to detect movement of a machine via the flywheel, gear or shaft etc. Upon energisation the unit powers up (Red LED). When the sensor detects that the machine has stopped the CU2 integral timer operates and after the selected time delay the Signal LED turns Green. This indicates that the safety outputs are closed and the CU2 will allow access to the machine, typically via a solenoid operated guard interlocking switch with guard locking. In this way the machine is at an ensured stop before access is possible. The auxiliary output is now "OFF".

The outputs and timer circuit are failsafe and cross monitored.

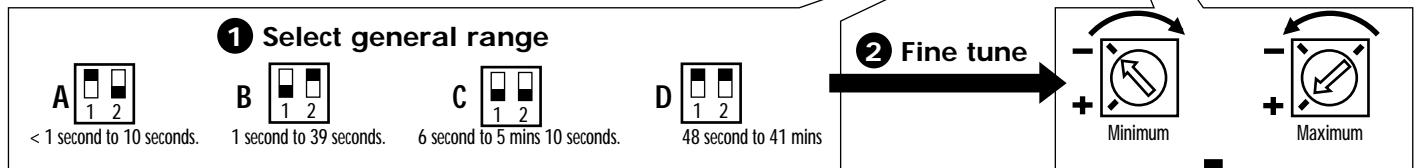
Time delay selection is a simple matter for a qualified person to set the DIP switches and fine tune accordingly. In addition a replaceable plug-in 500mA fuse is accessible behind the removable panel (isolate the power before opening) preventing short circuits or overloads from damaging the unit. Terminals Y1 - Y2 can be used to provide monitoring of the contactors at power up of the CU2.

Technical Specifications

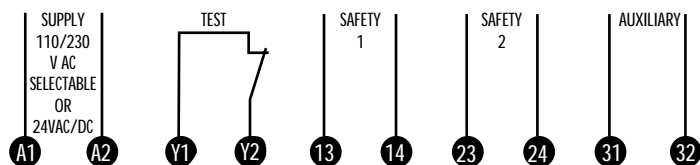
- Power supply: 110/230V AC (Switch selectable) or 24V AC/DC
- Relay outputs: 2 N/O + 1N/C (TUV approved)
- Maximum switched: 4A/250V AC/1000VA
- current/voltage/load
- Internal fuse: 500mAT (replaceable)
- Mounting: 35mm DIN Rail
- Enclosure protection: IP 40 DIN 0470
- Terminal isolation: IP 20 DIN 0470
- Ambient temperature: -10°C to +55°C
- Internal switches: 110/230V AC selector
- A, B, C, D timing range selector
- LED indication: Red = Power On
- Red/Green LED : Red = Timing,
- Green = Output
- Standards conformity: EN 60204, BS EN 292



TIMER RANGE INTERNAL SWITCH SETTING



TERMINAL CONNECTIONS



AUDIN Composants & systèmes d'automatisme
7 bis rue de Tinqueux - 51100 Reims - France
Téléphone : 03 26 04 20 21 - Télécopie : 03 26 04 28 20
Site internet : <http://www.audin.fr>
E-mail : info@audin.fr

Check time delay is set correctly

Part No: 70579
Change No. 13151 Issue 1