



# **DLC7000 SERIES CCD READERS**

**QUICK REFERENCE**

**INSTALLAZIONE RAPIDA**

**INSTALLATION RAPIDE**

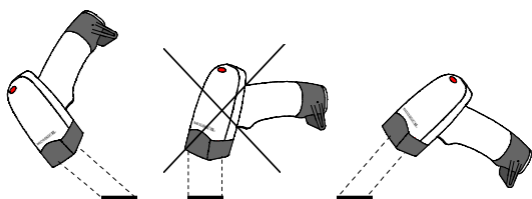
**SCHNELLINSTALLATION**



AUDIN - 7 bis rue de Tinquex - 51100 Reims - France  
Tel : 03.26.04.20.21 - Fax : 03.26.04.28.20  
Web : <http://www.audin.fr> - Email : [info@audin.fr](mailto:info@audin.fr)  
820000159 (Rev. I)

---

## USING DLC7000 CCD GUNS



### UK

DLC7000 CCD GUNS automatically scan barcodes **at a distance**. Simply aim and pull the trigger. Code scanning is performed along the center of the light bar emitted from the reading window. This bar must cover the entire code.

Successful scanning is obtained by tilting the scanner with respect to the barcode to avoid direct reflections which impair the reading performance, see the figure above.

### I

Con le pistole DLC7000 la lettura dei codici a barre avviene **a distanza**: è sufficiente mirare sul codice e premere il grilletto. La finestra anteriore proietta una banda luminosa che deve essere centrata sul codice e deve attraversarlo interamente. Le condizioni ottimali per la lettura si ottengono quando la pistola viene usata con un'inclinazione rispetto al piano su cui si trova il codice, così da evitare il rischio di riflessione diretta, che potrebbe compromettere il risultato della lettura (vedi figura).

### F

Avec les pistolets DLC7000, la lecture des codes s'effectue automatiquement et **à distance**. Il est suffisant de viser le code. Le faisceau sortant de la fenêtre de lecture de l'appareil lit le code. Ce faisceau doit être centré sur le code à barres à lire et doit le traverser de part en part.

Pour des prestations optimales inclinez la douchette par rapport au code à lire, afin d'éviter des réflexions directes qui pourraient compromettre la performance de lecture (voir la figure ci-dessus).

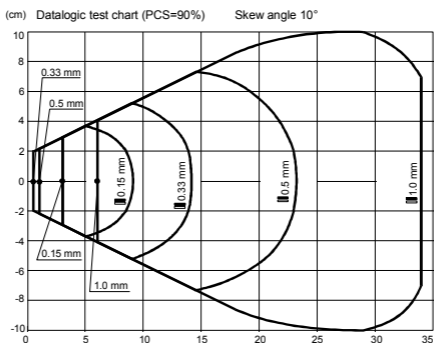
### D

Die DLC7000 Lese pistolen lesen Strichcodes automatisch und **berührungslos**. Es genügt auf den Code zu zielen und zu drücken. Der Code wird mittels eines Lichtbands gelesen, der das Gerät durch das Lesefenster verläßt. Dieses Lichtband muß den gesamten Code möglichst in der Mitte durchqueren.

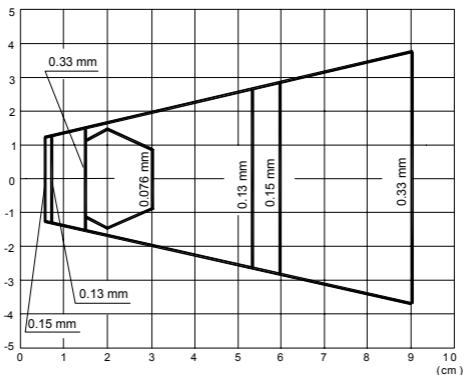
Eine optimale Lesegarantie ist gewährleistet, wenn der Benutzer die Pistole bzgl. der Oberfläche, auf der sich der Code befindet, etwas neigt, um eine direkte Reflexion zu vermeiden, wie im Bild oben gezeigt wird.

# DLC7000 READING DIAGRAMS

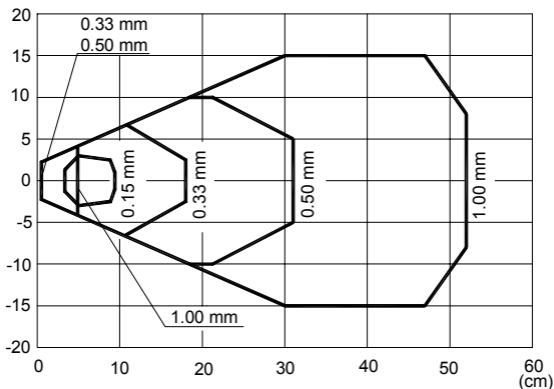
## DLC7070



## DLC7072



## DLC7075

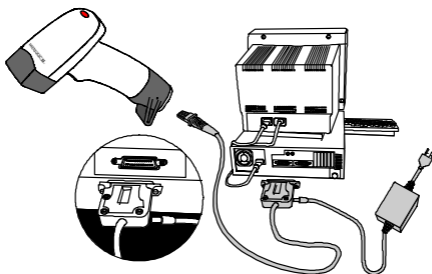


---

## CONNECTIONS

---

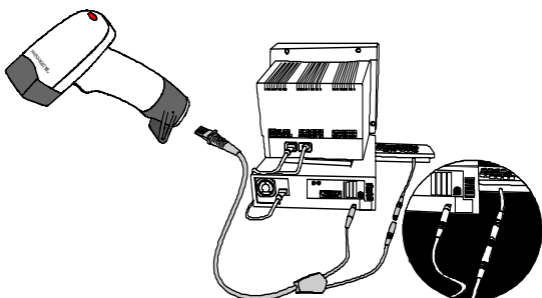
### RS232



With the RS232 cable, this accessory device is intended to be supplied by a UL Listed Direct Plug-in Power Unit marked "Class 2", rated 5 V, minimum 150 mA.

---

### WEDGE

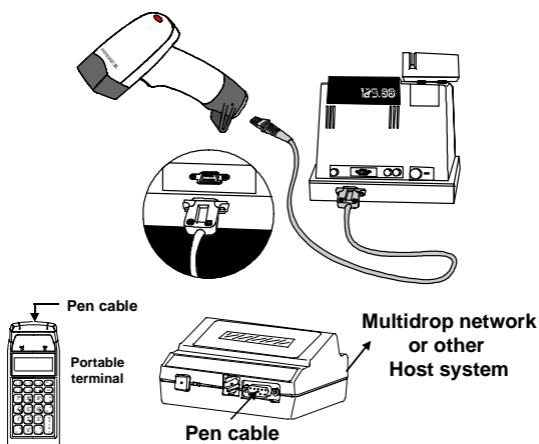


With the Wedge or PC Notebook cables, this accessory device is intended to be connected to a UL Listed Computer which supplies power directly to the reader.



---

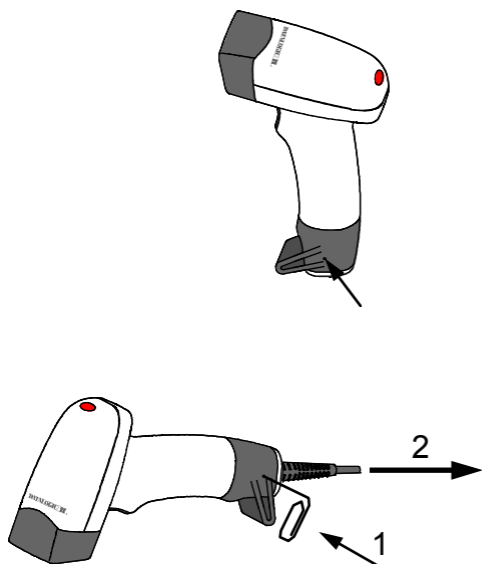
## PEN



With the Pen Emulation cable, this accessory device is intended to be supplied by a UL Listed Power Unit marked "Class 2", or an LPS power source which supplies power directly to the reader.

---

## **DISCONNECTING THE CABLE**



## TECHNICAL FEATURES

	DLC7070	DLC7072	DLC7075
<b>Electrical Features</b>			
Power supply	5 Vdc $\pm$ 5%		
Consumption	150 mA max 500 $\mu$ A (SLEEP mode)		
Scan rate	100 scans/sec		
Reading indicators	LED, Beeper		
<b>Optical Features</b>			
Sensor	CCD solid state (2048 pixels)		
Illuminator	LED array		
Wavelength	630 ~ 670 nm		
Max. LED Output Power	0.15 mW		
LED Safety Class	Class 1 EN 60825-1		
Reading field width	see reading diagram		
Max. resolution	0.13 mm, 5 mils	0.08 mm, 3 mils	0.13 mm, 5 mils
PCS	min. 15% (Datalogic Test Chart)		
<b>Environmental Features</b>			
Working Temperature	0 °C to + 55 °C		
Storage Temperature	-20 °C to + 70 °C		
Humidity	90% non condensing		
Drop resistance	IEC 68-2-32 Test ED		
Protection Class	IP30		
<b>Mechanical Features</b>			
Weight (without cable)	about 230 g.		
Cable length	2 m		

# 1 DEFAULT

**UK** Read the RESTORE DEFAULT.

**I** Leggere il codice che ripristina i default.

**F** Lecture du code de configuration par défaut.

**D** Lesen Sie den Restore Default Code, um die Werkseinstellung wieder herzustellen.

## RESTORE DEFAULT



## DLC7070

### RS232 DEFAULT SETTINGS

9600 baud, no parity, 8 data bits, 1 stop bit, no handshaking, ack/nack disabled, fifo enabled, delay disabled, rx timeout 5 sec., serial trigger lock disabled;

DATA FORMAT: code identifier disabled, *no header, terminator = CR-LF*

### WEDGE DEFAULT SETTINGS

USA keyboard, caps lock off, delays disabled, control character emulation = ctrl+shift+key;

DATA FORMAT: code identifier disabled, *no header, terminator = ENTER*

### PEN DEFAULT SETTINGS

interpret mode, conversion to code 39 disabled, output level normal, idle level normal, minimum output pulse 600  $\mu$ s, overflow medium

### POWER SAVE

standby disabled, Illuminator off before beep, sleep disabled

### READING PARAMETERS

trigger type = hardware, trigger signal = level, no timeout, Flash On = 1 sec, Flash Off = .6 sec, one read per cycle, safety time .5 sec, beeper intensity high, tone 2, factory software focus range

## DLC7070

### DECODING PARAMETERS

ink spread enabled, overflow control enabled, interdigit control enabled, decoding safety = one read

### CODE SELECTION

#### enabled codes

- EAN 8/EAN 13 / UPC A/UPC E without ADD ON  
check digit transmitted, no conversions
- Interleaved 2/5  
check digit control and transmission, variable length code;  
4-99 characters
- Standard Code 39  
no check digit control, variable length code; 1-99  
characters
- Code 128

#### disabled codes

*EAN 128, Code 93, Codabar, pharmaceutical codes*



## DLC7072 / DLC7075

### RS232 DEFAULT SETTINGS

9600 baud, no parity, 8 data bits, 1 stop bit, no handshaking, ack/nack disabled, fifo enabled, delay disabled, rx timeout 5 sec.;

DATA FORMAT: code identifier disabled, no field adjustment, code length not transmitted, *no header*, *terminator = CR-LF*, character replacement disabled

### WEDGE DEFAULT SETTINGS

USA keyboard, caps lock off, num lock unchanged, delays disabled;

DATA FORMAT: code identifier disabled, no field adjustment, code length not transmitted, *no header*, *terminator = ENTER*, character replacement disabled

### PEN EMULATION DEFAULT SETTINGS

interpret mode, conversion to code 39 disabled, output level normal, idle level normal, minimum output pulse 600  $\mu$ s, overflow medium

### POWER SAVE

standby disabled, Illuminator off before beep, sleep disabled

### READING PARAMETERS

trigger type = hardware, trigger signal = level, no timeout, Flash On = 1 sec, Flash Off = .6 sec, one read per cycle, safety time .5 sec, beeper intensity high, tone 2, factory software focus range

## DLC7072 / DLC7075

### DECODING PARAMETERS

ink spread enabled, overflow control enabled, interdigit control enabled, Puzzle Solver™ disabled, decoding safety = one read

### CODE SELECTION

#### enabled codes

- EAN 8/EAN 13 / UPC A/UPC E without ADD ON check digit transmitted, no conversions
- Interleaved 2/5 check digit control and transmission, variable length code; 4-99 characters
- Standard Code 39 no check digit control, variable length code; 1-99 characters
- Code 128

#### disabled codes

*EAN 128, ISBT128, Code 93, Codabar, pharmaceutical codes, Codablock-A, Codablock-F Standard and EAN, MSI, Plessey, Telepen, Delta IBM, Code 11, Code 16K, Code 49*

### ADVANCED FORMATTING PARAMETERS

concatenation disabled, no advanced formats defined

## 2 READER CONFIGURATION

- UK** Read the interface selection code for your application.
- I** Leggere il codice per la selezione dell'interfaccia relativo al modo di comunicazione desiderato.
- F** Lecture du code "Interface" correspondant à votre modèle.
- D** Lesen Sie denjenigen Schnittstellen-Code, der Ihrem gewünschten Kommunikationsmodus entspricht.

### RS232



### PEN



### WEDGE

#### For All Models

IBM AT or PS/2 PCs



IBM XT



PC Notebook



IBM SURE1



## WEDGE (continued)

### All Models

IBM Terminal 3153



IBM Terminals 31xx, 32xx, 34xx, 37xx:

- UK** To select the interface for these IBM Terminals, read the correct KEY TRANSMISSION code. Select the KEYBOARD TYPE if necessary (default = advanced keyboard).
- I** Per selezionare l'interfaccia per i terminali IBM, leggere il codice Key Transmission appropriato e, se necessario, il codice Keyboard Type (default = advanced keyboard).
- F** Pour selectionner l'interface pour des terminaux IBM, lire le code de transmission du clavier (Key Transmission Code) et, si nécessaire, aussi le code correspondant à votre clavier (Keyboard Type Code) (défaut = advanced keyboard).
- D** Um die Schnittstelle für IBM Terminals einzustellen, lesen Sie den entsprechenden Key Transmission Code und falls nötig den Keyboard Type Code (Werkseinstellung = advanced keyboard).

#### KEY TRANSMISSION

make-only keyboard



make-break keyboard



#### KEYBOARD TYPE

advanced keyboard



typewriter keyboard



## WEDGE (continued)

### DLC7072 / DLC7075 Only

**UK** The following interface selection allows barcodes sent to the PC to be interpreted correctly independently from the Keyboard Nationality used. **You do not need to make a Keyboard Nationality selection.**

(default = Num Lock Unchanged)

**Make sure the Num Lock key on your keyboard is ON.**

**I** L'impostazione del seguente tipo di interfaccia consente una corretta interpretazione dei codici a barre spediti al PC, indipendentemente dalla nazionalità della tastiera utilizzata. **Non è necessario impostare la nazionalità della tastiera.**

(default = Num Lock Unchanged)

**Assicuratevi che la funzione BLOC NUM sulla Vostra tastiera sia stata attivata.**

**F** La sélection de l'interface suivante permet une interprétation correcte par le PC des codes à barres transmis, indépendamment de la nationalité du clavier. **Il n'est pas nécessaire d'effectuer la sélection de la nationalité du clavier.**

(défaut = Num Lock Unchanged)

**Vérifiez que le pavé numérique soit activé sur votre clavier.**

**D** Die Einstellung der folgenden Schnittstellentypen erlaubt eine korrekte Interpretation der Strichcodes, die zum PC geschickt werden, unabhängig von der Tastaturnationalität. **Es ist nicht nötig, die Tastaturnationalität einzustellen.**

(Werkseinstellung = Num Lock Unchanged)

**Bitte versichern Sie sich, daß numerische Tastaturblock aktiviert ist.**

IBM AT - ALT mode



PC Notebook - ALT mode



**WEDGE (continued)**  
**DLC7072 / DLC7075 Only**

Wyse Terminals

ANSI Keyboard



PC Keyboard



ASCII Keyboard



VT220 style Keyboard



Digital Terminals

VT2xx/VT3xx/VT4xx



APPLE ADB Bus



---

## WEDGE KEYBOARD NATIONALITY

- UK** Wedge users should select one of the following WEDGE KEYBOARD NATIONALITY codes.
- I** Quando è selezionata l'interfaccia Wedge, leggere uno dei seguenti codici per impostare la nazionalità della tastiera.
- F** Pour l'interface Wedge, lire l'un des codes suivants pour sélectionner la nationalité du clavier.
- D** Für den Betrieb mit einer Wedge-Schnittstelle lesen Sie einen der folgenden Codes, um die Tastaturnationalität einzustellen.

English



Deutsch



Svenskt



Français



Italiano



USA



Español



Belge



---

**UK YOUR READER IS NOW READY TO READ BARCODES.**

To change the defaults see the Hand-Held Devices Software Configuration Manual, part number **90ACC1854**.

**I IL LETTORE È PRONTO A LEGGERE I CODICI.**

Per cambiare i parametri di default, fare riferimento al manuale "Hand-Held Devices Software Configuration Manual", n. d'ordine **90ACC1854**.

**F VOTRE LECTEUR EST DÉSORMAIS PRÊT A L'EMPLOI POUR LA LECTURE DE CODES.**

Pour changer les paramètres voir le manuel "Hand-Held Devices Software Configuration Manual" numéro d'ordre **90ACC1854**.

**D DAS LESEGERÄT IST JETZT BEREIT CODES ZU LESEN.**

Um die Werkseinstellungsparameter zu ändern, schlagen Sie im Handbuch "Hand-Held Devices Software Configuration Manual" nach, Bestellnummer **90ACC1854**.



### 3 OPERATING TEST

**UK** Read the TEST codes below.

**I** Leggere i codici di test.

**F** Lire les codes tests.

**D** Lesen Sie die Test-Coden.

**EAN-8**



**EAN-13**



**Code 39 (Normal)**



**Code 128**



**Interleaved 2 of 5**



## WARRANTY

**UK** Datalogic warranties this product against defects in workmanship and materials, for a period of 5 years from the date of shipment, provided that the product is operated under normal and proper conditions.

Datalogic has the faculty to repair or replace the product, these provisions do not prolong the original warranty term.

The warranty does not apply to any product that has been subject to misuse, accidental damage, unauthorized repair or tampering.

**I** Datalogic garantisce questo prodotto contro difetti di fabbricazione e di materiali per 5 anni dalla data di consegna, a condizione che il prodotto sia utilizzato come previsto.

Datalogic si riserva la facoltà di riparare o sostituire il prodotto. Quanto sopra non prolunga la garanzia originale.

La garanzia non si applica a prodotti utilizzati in modo non corretto, danneggiati accidentalmente, sottoposti a riparazioni non autorizzate o manomessi.

**F** Datalogic garantit ce produit de tout défaut de fabrication ou des matériels pendant 5 ans de la date de livraison, à condition que le produit soit utilisé correctement.

Datalogic a la faculté de réparer ou de remplacer ce produit. Ces mesures ne prolongeront pas l'échéance de la garantie.

La garantie ne s'applique pas aux produits qui ont été utilisés de façon incorrecte, accidentellement endommagés, soumis à des réparations non autorisées ou gâchés.

**D** Datalogic gibt für dieses Produkt eine Garantie von 5 Jahren auf Herstellungs- und Materialfehler ab Versandsdatum, falls das Produkt unter normalen und angemessenen Bedingungen verwendet wurde.

Datalogic behaltet sich vor, das Produkt entweder zu reparieren oder zu ersetzen, was aber den originalen Garantetermin nicht verlängert.

Die Garantie ist nicht gültig, falls das Produkt falsch angewandt, zufällig beschädigt, unberechtigt repariert oder verändert wird.

---

## PATENTS

This product is licensed by one or more of the following U.S. patents:

4,894,523; 5,021,642; and 6,158,661

This product is covered by one or more of the following patents:

U.S. patents 5,992,740; 6,305,606 B1; 6,631,846 B2; 6,517,003 B2; and 6,712,271 B2

European patents 851,378 B1; 895,175 B1; 962,880 B1; 997,760 B1; and 1,128,315 B1

Additional patents pending

---

## FCC COMPLIANCE

**Modifications or changes to this equipment without the expressed written approval of Datalogic could void the authority to use the equipment.**

**This device complies with PART 15 of the FCC Rules. Operation is subject to the following two conditions: (1) This device may not cause harmful interference, and (2) this device must accept any interference received, including interference which may cause undesired operation.**

This equipment has been tested and found to comply with the limits for a Class A digital device, pursuant to part 15 of the FCC Rules. These limits are designed to provide reasonable protection against harmful interference when the equipment is operated in a commercial environment. This equipment generates, uses, and can radiate radio frequency energy and, if not installed and used in accordance with the instruction manual, may cause harmful interference to radio communications. Operation of this equipment in a residential area is likely to cause harmful interference in which case the user will be required to correct the interference at his own expense.

---

## LED CLASS

CLASS 1 LED PRODUCT  
APPARECCHIO LED CLASSE 1  
LED KLASSE 1  
APPAREIL A LED DE CLASSE 1  
LED DE CLASSE 1

**Type: DLC7070-M1**

Made in Italy

CLASS 1 LED PRODUCT  
SEE PACKAGE FOR PATENT LISTING

**EN2468**



C04F50699



**DATALOGIC S.p.A.,**  
**Via Candini, 2**  
**40012 - Lippo di Calderara**  
**Bologna - Italy**



dichiara che  
declares that the  
déclare que le  
bescheinigt, daß das Gerät  
declare que el

**DLC7070-XX CCD Gun**

e tutti i suoi modelli  
and all its models  
et tous ses modèles  
und seine modelle  
y todos sus modelos

sono conformi alle Direttive del Consiglio Europeo sottoelencate:  
are in conformity with the requirements of the European Council Directives listed below:  
sont conformes aux spécifications des Directives de l'Union Européenne ci-dessous:  
der nachstehend angeführten Direktiven des Europäischen Rats:  
cumple con los requisitos de las Directivas del Consejo Europeo, según la lista siguiente:

<b>89/336/EEC EMC Directive</b>	<b>e</b>	<b>92/31/EEC, 93/68/EEC</b>	emendamenti successivi
	and		further amendments
	et		ses successifs amendements
	und		späteren Abänderungen
	y		sucesivas enmiendas

Basate sulle legislazioni degli Stati membri in relazione alla compatibilità elettromagnetica ed alla sicurezza dei prodotti.

On the approximation of the laws of Member States relating to electromagnetic compatibility and product safety.

Basée sur la législation des Etats membres relative à la compatibilité électromagnétique et à la sécurité des produits.

Über die Annäherung der Gesetze der Mitgliedsstaaten in bezug auf elektromagnetische Verträglichkeit und Produktsicherheit entsprechen.

Basado en la aproximación de las leyes de los Países Miembros respecto a la compatibilidad electromagnética y las Medidas de seguridad relativas al producto.

---

Questa dichiarazione è basata sulla conformità dei prodotti alle norme seguenti:  
This declaration is based upon compliance of the products to the following standards:  
Cette déclaration repose sur la conformité des produits aux normes suivantes:  
Diese Erklärung basiert darauf, daß das Produkt den folgenden Normen entspricht:  
Esta declaración se basa en el cumplimiento de los productos con la siguientes normas:

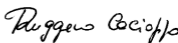
**EN 55022, August 1994:**

LIMITS AND METHODS OF MEASUREMENTS OF  
RADIO DISTURBANCE CHARACTERISTICS OF  
INFORMATION TECHNOLOGY EQUIPMENT (ITE)

**EN 55024, September 1998:**

INFORMATION TECHNOLOGY EQUIPMENT.  
IMMUNITY CHARACTERISTICS. LIMITS AND  
METHODS OF MEASUREMENTS

Lippo di Calderara, 25/06/2001

  
Ruggero Cacioppo  
Quality Assurance Supervisor

DATALOGIC S.p.A.,  
Via Candini, 2  
40012 - Lippo di Calderara  
Bologna - Italy



dichiara che  
declares that the  
déclare que le  
bescheinigt, daß das Gerät  
declare que el

**DLC7072-M1; and DLC7075-M1 CCD Gun**

e tutti i suoi modelli  
and all its models  
et tous ses modèles  
und seine modelle  
y todos sus modelos

sono conformi alle Direttive del Consiglio Europeo sottoelencate:

are in conformity with the requirements of the European Council Directives listed below:

sont conformes aux spécifications des Directives de l'Union Européenne ci-dessous:

der nachstehend angeführten Direktiven des Europäischen Rats:

cumple con los requisitos de las Directivas del Consejo Europeo, según la lista siguiente:

<b>89/336/EEC EMC Directive</b>	e	<b>92/31/EEC, 93/68/EEC</b>	emendamenti successivi
	and		further amendments
	et		ses successifs amendements
	und		späteren Abänderungen
	y		sucesivas enmiendas

Basate sulle legislazioni degli Stati membri in relazione alla compatibilità elettromagnetica ed alla sicurezza dei prodotti.

On the approximation of the laws of Member States relating to electromagnetic compatibility and product safety.

Basée sur la législation des Etats membres relative à la compatibilité électromagnétique et à la sécurité des produits.

Über die Annäherung der Gesetze der Mitgliedsstaaten in bezug auf elektromagnetische Verträglichkeit und Produktsicherheit entsprechen.

Basado en la aproximación de las leyes de los Países Miembros respecto a la compatibilidad electromagnética y las Medidas de seguridad relativas al producto.

Questa dichiarazione è basata sulla conformità dei prodotti alle norme seguenti:

This declaration is based upon compliance of the products to the following standards:

Cette déclaration repose sur la conformité des produits aux normes suivantes:

Diese Erklärung basiert darauf, daß das Produkt den folgenden Normen entspricht:

Esta declaración se basa en el cumplimiento de los productos con la siguientes normas:

**EN 55022, August 1994:**

LIMITS AND METHODS OF MEASUREMENTS OF  
RADIO DISTURBANCE CHARACTERISTICS OF  
INFORMATION TECHNOLOGY EQUIPMENT (ITE)

**EN 55024, September 1998:**

INFORMATION TECHNOLOGY EQUIPMENT.  
IMMUNITY CHARACTERISTICS. LIMITS AND  
METHODS OF MEASUREMENTS

Lippo di Calderara, 25/06/2001

Ruggero Cacioppo  
Quality Assurance Supervisor