

## Cable Pull Switches

### Lifeline™ Rope Tensioner System (LRTS)



#### Description

The LRTS is a unique cable (rope) tensioning system which enables quicker installation of cable actuated systems. Other methods are traditionally time consuming and sometimes awkward to fit. Features of the system include:

1. Cable adjustment up to 300 mm (11.8 in) (150 mm (5.9 in) either side of tensioner)
2. Quick thread and grip of cable with cable grip
3. Cable tidy incorporated into the cable grips
4. Simple tensioning via the tensioner with allen key.

Due to the appeal of quick installation and universal use, the LRTS can also be used for applications other than cable actuated emergency stop systems.



#### Features

- Unique cable grip system
- Can be installed and commissioned in approximately 3 minutes
- Ease of installation, no specialty tools required
- Up to 300 mm (11.8 in) of cable adjustment
- Cable tidy incorporated into cable grips


#### Specifications

Material	Tensioner: Glass-filled nylon Cable gripper: Acetal, zinc alloy, stainless steel Cable gripper gears: Stainless steel Cable: Cable to BS 302:1987, wire Ø4.0 Steel Core with polypropylene sheath P. Bolt: Stainless steel
Color	Tensioner: Yellow Cable gripper: Yellow/natural Cable: Red P. Bolt: Natural
Weight [g (lb)]	Tensioner: 140 (0.31) Cable gripper: 80 (0.17)
Operating Temperature [C (F)]	-25...80° (-13...176°)
Cable O.D.	4 mm (0.15 in.)
Cable Adjustment Range, Max.	300 mm (11.8 in.)
Tensioner Holding Force, Max.	500 N (112.5 lbf)
Gripper Holding Force, Max.	280 N (63.0 lbf)
Enclosure Type Rating	IP30
Tensioner Adjustment Tool	5 mm A/F Allen key

#### Four Steps to Install








**Product Selection**

Description	No. of P-Bolts	Cat. No.
	Installation Kit—5 m (16.4 ft)	3 <b>440E-A13079</b>
	Installation Kit—10 m (32.8 ft)	6 440E-A13080
	Installation Kit—15 m (49.2 ft)	8 <b>440E-A13081</b>
	Installation Kit—20 m (65.6 ft)	10 440E-A13082
	Installation Kit—30 m (98.4 ft)	14 440E-A13083
	Installation Kit—50 m (164 ft)	22 440E-A13084
	Installation Kit—75 m (246 ft)	32 440E-A13085

A stainless steel tensioner kit is available for use with the Lifeline 4 Stainless Steel, see page 4-18.

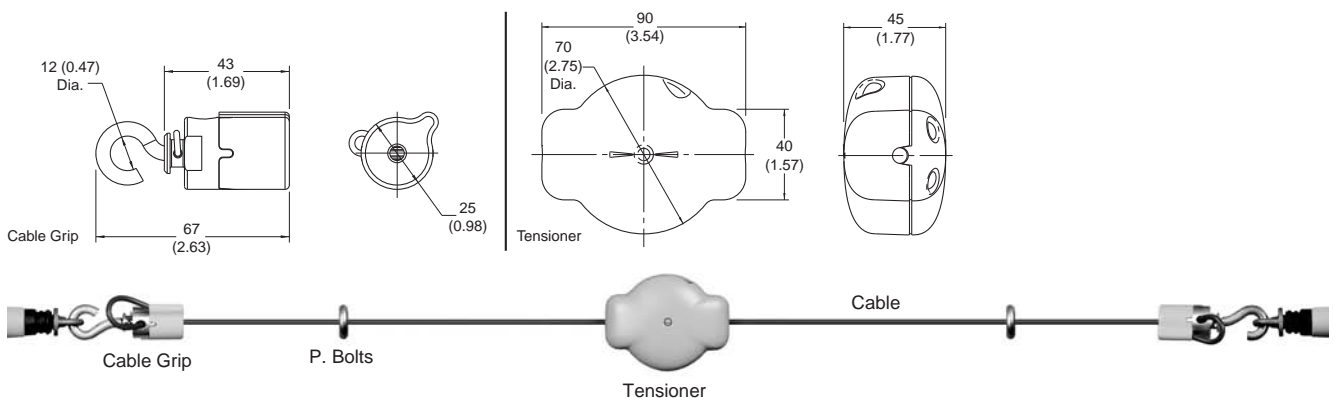
**Accessories**

Description	Cat. No.
	Lifeline tensioner and Allen key only <b>440E-A17105</b>
	Lifeline gripper two pack 440E-A17107
	Lifeline gripper 20 pack 440E-A17106
	Lifeline tensioner, two grippers and Allen wrench <b>440E-A17112</b>
	Two Lifeline tensioners, two grippers and Allen wrench 440E-A17140
	15 m (49.2 ft) 440E-A17026
	30 m (98.4 ft) 440E-A17027
	100 m (328 ft) 440E-A17028
	125 m (410 ft) 440E-A17129
	300 m (984 ft) 440E-A17095
	500 m (1640 ft) 440E-A17032
	UV resistant polypropylene covered steel cable
300 m (984 ft) 440E-A14740	

Red Cable

**Approximate Dimensions**

Dimensions are shown in mm (in.). Dimensions are not intended to be used for installation purposes.



**Note:** 2D, 3D and electrical drawings are available on [www.ab.com](http://www.ab.com).

**4-Emergency Stop Devices**