

Gefran Software



Applications

- Parameterisation of Gefran devices (Instrument, Drives, Sensors)
- Tuning of control parameters with on-line tests and Trends
- Management of parameter archive for multiple configuration

Characteristics

- Guided selection of products
- Simplified setting
- Multilanguage
- Printing of parameters
- Creation and saving of recipes
- Autoscan of network

Profile

GF_eXpress is the software for configuring/parameterising the components, automation products, drives and sensors in the Gefran catalogue. Selecting and parameterising the instrument is easy and intuitive thanks to a graphic interface, with devices divided by type and function.

The product to be parameterised is selected by means of a context menu and with visual selection by means of real images of the product.

This lets you have a single device library for all Gefran products.

The available product groups are:

Instruments

Controllers	Geflex	Indicators	Solid State Relay
1000 series	Geflex	2400 series	GTF
2500 series	GFX-OP	4 series	GFW
800 series	GFX4	40 series	
600 series	GFX4-IR		
400 series			
650 series			

Drive

DP Converter	Lift	Inverter	Servodrive
TPD32	ADL200 series	ADV200	XVy
	AGL50	ADV20	XVyA
	AGyL	ADV50	AXV300
		AGy	
		QUIX	
		AFE200	
		ADV100	

The adoption of XML format for describing the configuration data of each device makes it easy to expand the catalogue and its parameters.

The selected product can be configured:

- by exploiting a sub-set of defined parameters
- by using a guided graphic interface with context menu

The creation of custom parameterisation menus with a limited sub-set of data is provided to improve and increase the effectiveness of device configuration.

GF_eXpress is based on HTML technology. Its graphics and contents are intuitive and easy to use.

Multilanguage support is provided for the interface and description of configuration parameters.

The use and support of UNICODE format for multilanguage management allows integration of languages that use special characters (Chinese, Korean, Russian, etc.).

GF_eXpress also provides the following functions:

» [Autoscan](#)

Configuration of parameters for connection to the device for parameter downloading can be done manually or with autoscan.

The Autoscan function automatically searches for the device connected to the development PC, sending serial commands that identify the communication type and parameters.

» [Monitor Window](#)

By activating the connection with the device, you can display the value of each parameter in real time on the configuration pages.

In addition to value display, the Monitor Window function lets you change parameters in real time.

» [Recipes](#)

Saves and files a list of parameters. This function lets you manage identical configurations on different devices or transmission of configurations among different users.

» [Oscilloscope](#)

Monitors up to 8 curves simultaneously. The reference value on the displayed curve can be selected from all available variables in the selected device.

» [Print](#)

Prints the displayed or selected variables. The Print function includes a preview.

» [Widzard](#)

Easy and fast help to the configuration, which is based on a structured selection of parameters in graphic style

» [Multilanguage messages editor \(series 650 controller\)](#)

Configuration of 25 customizable messages used by the 3 languages with runtime selection



» [Programmer graphic editor \(series 650 controller\)](#)

Graphic safe and easy configuration of programmer parameters (SP, times, HBB, groups and events PID).

Graphical display of the temperature profile for a quick program check.



» [Editor blocchi logici \(series 650 controller\)](#)

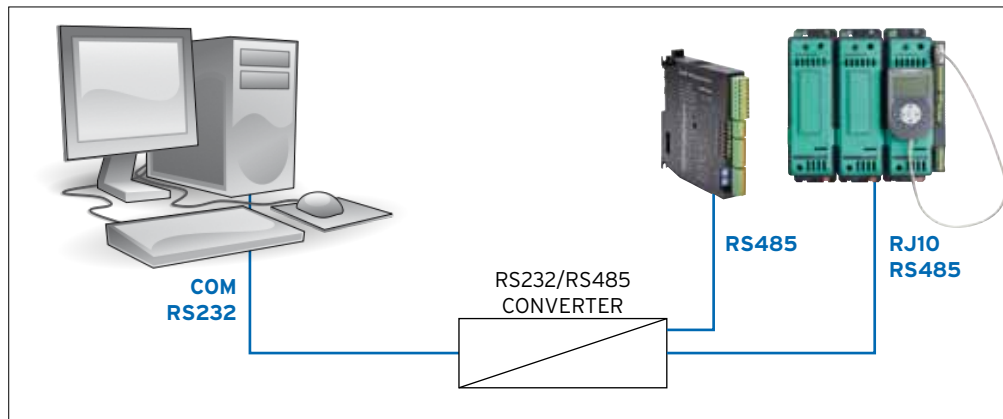
16 logic blocks (AND, OR, NOT and TIMER) allow to create applications associated with external events, logic inputs, internal states of PID control for a simple machine automation.

The graphic style interface provides a smart and efficient tool for the configuration of the 16 logical blocks available.

Connections

There are four types of connection between configuration PC and the device. The connection type is based on the type of device used.

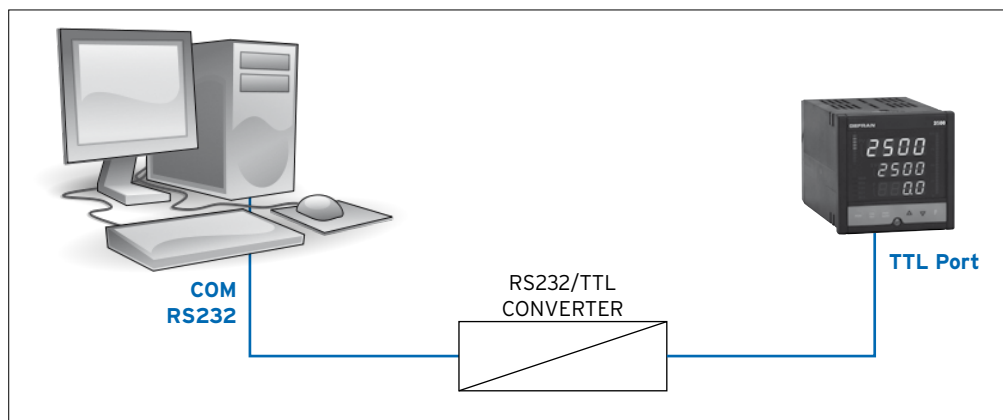
1. RS485 connection for Geflex devices



This connection requires a RS232/RS485 converter and connection cables for connection between the PC on which GF_eXpress is installed and the device to be configured.

For these connection type is available the kit (sw, cables, converter) code GF_eXK-1-1-0

2. TTL connection (Controllers, Indicators)

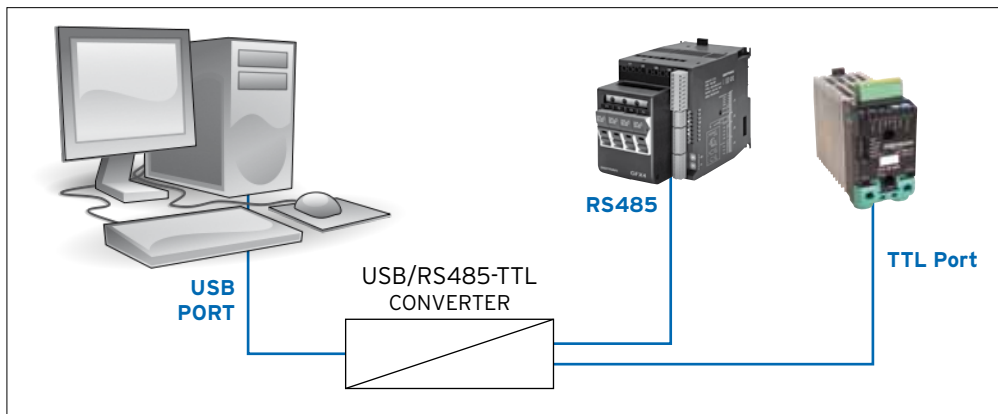


This connection requires a RS232/TTL converter and connection cables for connection between the PC on which GF_eXpress is installed and the device to be configured.

For these connection type is available the kit (sw, cables, converter) codice GF_eXK-0-0-0

Connections

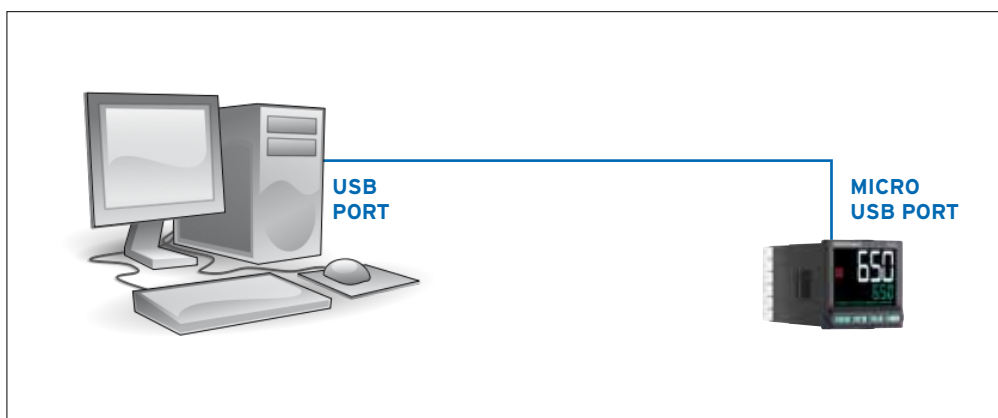
3. RS485/TTL connection from USB PC



This connection requires a USB/RS485-TTL converter and connection cables for connection between the PC on which GF_eXpress is installed and the device to be configured.

For these connection type is available the kit (sw, cables, converter) codice GF_eXK-2-0-0

4. Micro USB connection from PC USB



This connection requires a MicroUSB/USB cable conversion for connection between the PC on which GF_eXpress is installed and the device to be configured

For this type of connection is available the kit (sw, cable converter) code GF_eXK-3-0-0

Order code

F043956	GF_eXK-0-0-0	GF_eXpress software on CD-ROM, complete with RS232/TTL converter cables for PC-Instrument connection.
F043957	GF_eXK-1-1-0	GF_eXpress software on CD-ROM, complete with RS232/RS485 converter cables for PC and Geflex connection.
F049095	GF_eXK-2-0-0	GF_eXpress software on CD-ROM, complete with USB/485/TTC converter cables for PC, Geflex connection and Instrument.
F060909	GF_eXK-3-0-0	GF_eXpress software on CD-ROM complete with MicroUSB cable converter (length 1.8 mt) for PC to device connection.



Technical Data



Operating system

- Windows 2000
- Windows XP
- Windows 7
- Windows 8

Minimum PC configuration

- Pentium CPU
- RAM 512 MB
- Available hard-disk space > 200 MB
- min. VGA graphics card (1024x768)
- N. 1 RS232 serial port
- N. 1 Ethernet port
- DVD drive
- Internet Explorer 11 or lower

Supported communications

- Serial communication with device (SLINK3, CANopen, Cencal, Modbus protocols)
- Ethernet communication with Modbus TCP devices