

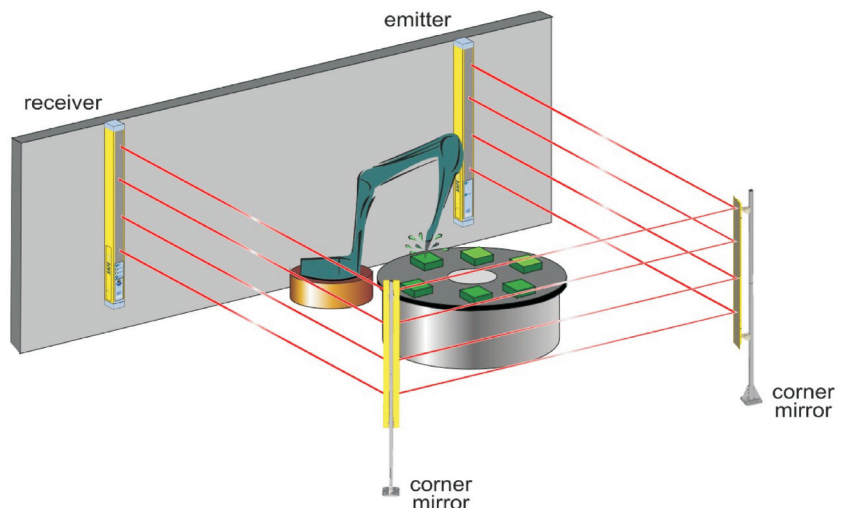
SG-DM SERIES

Accessory deviating mirrors of SG-DM series can be used with all DATALOGIC AUTOMATION SF2, SE, SG2, SG4, SG BODY safety light curtain series and with Sx-F/G-SG-ST safety photocell series. Available in different lengths starting from **150mm (single mirrors for mono and multibeam applications) and reaching 1900mm**, making them ideal for classical perimeter protection. The **SG-DM** deviating mirrors can be mounted in a "stand alone" configuration directly on the machine or inside SG-PS protective stand series. Mirror mounting can be performed through dedicated accessory mounting kits: **ST-PS-DM** for protective stands mounting and **ST-DM** for "stand alone" mounting.



APPLICATIONS

Thanks to its extremely easy mounting, the SG-DM deviating mirrors are particularly suitable for all the applications that require the protection of more than one side of a machine.

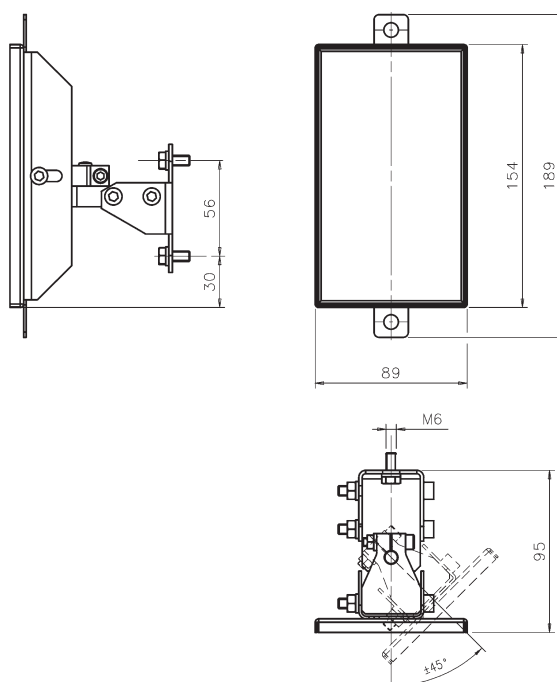


HIGHLIGHTS

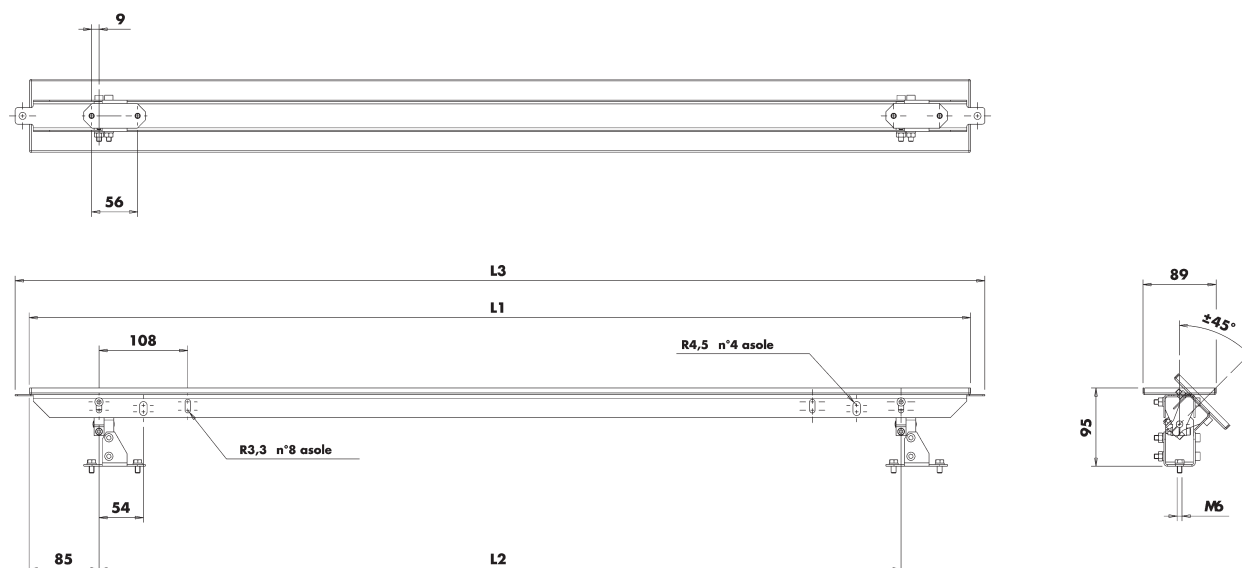
- Suitable for all models SF2, SE, SG2, SG4, SG BODY safety light curtains series and Sx-F/G-SG-ST safety photocells series
- Suitable for stand alone mounting on the machines or inside protective stands SG-PS series
- Sturdy aluminum profile
- 80mm width

DIMENSIONS

Overall dimensions of 150 model, including stand alone bracket mounting kit



Overall dimensions of models from 600 to 1900 including stand alone bracket mounting kit



Model	L1 [mm]	L2 (mm)	L3 (mm)
SG-DM 600	545	376	580
SG-DM 900	845	676	880
SG-DM 1200	1145	976	1180
SG-DM 1650	1595	1426	1630
SG-DM 1900	1845	1676	1880

Note: the SG-DM couplet with the Protective Stand overall dimensions are available in the dedicated user manual.

MIRRORS – SAFETY LIGHT CURTAINS CORRESPONDANCE TABLE

MIRROR MODELS	CORRESPONDING SAFETY LIGHT CURTAINS MODELS
SG-DM 600	SEX-XX-015
SG-DM 600	SEX-XX-030
SG-DM 600	SGX-XX-015
SG-DM 600	SGX-XX-030
SG-DM 600	SGX-XX-015
SG-DM 600	SGX-XX-030
SG-DM 600	SGX-XX-045
SG-DM 600	SGX-XX-045
SG-DM 600	SGX-XX-045
SG-DM 900	SGX-XX-060
SG-DM 900	SGX-XX-060
SG-DM 900	SGX-XX-060
SG-DM 900	SGX-XX-075
SG-DM 900	SGX-XX-075
SG-DM 900	SGX-XX-075
2X SG-DM 150 / SG-DM 900	SEX-X2-050
2X SG-DM 150 / SG-DM 900	SG2-S2-050
2X SG-DM 150 / SG-DM 900	SG4-S2-050
2X SG-DM 150 / SG-DM 900	SG2-B2-050
2X SG-DM 150 / SG-DM 900	SG4-B2-050
2X SG-DM 150 / SG-DM 900	SG4-BLR2-050
2X SG-DM 150 / SG-DM 900	SG4-BSR2-050
SG-DM 900	SG4-40-060
SG-DM 1200	SEX-XX-090
SG-DM 1200	SGX-XX-090
SG-DM 1200	SGX-XX-090
SG-DM 1200	SEX-XX-105
SG-DM 1200	SGX-XX-105
SG-DM 1200	SGX-XX-105
3X SG-DM 150 / SG-DM 1200	SEX-X3-080
3X SG-DM 150 / SG-DM 1200	SG2-S3-080
3X SG-DM 150 / SG-DM 1200	SG4-S3-080
3X SG-DM 150 / SG-DM 1200	SG2-B3-080
3X SG-DM 150 / SG-DM 1200	SG4-B3-080
3X SG-DM 150 / SG-DM 1200	SG4-BLR3-080
3X SG-DM 150 / SG-DM 1200	SG4-BSR3-080
4X SG-DM 150 / SG-DM 1200	SEX-X4-090
4X SG-DM 150 / SG-DM 1200	SG2-S4-090
4X SG-DM 150 / SG-DM 1200	SG4-S4-090
4X SG-DM 150 / SG-DM 1200	SG2-B4-090
4X SG-DM 150 / SG-DM 1200	SG4-B4-090
4X SG-DM 150 / SG-DM 1200	SG4-BLR4-090
4X SG-DM 150 / SG-DM 1200	SG4-BSR4-090
SG-DM 1200	SG4-40-090
SG-DM 1650	SGX-XX-120
SG-DM 1650	SGX-XX-120
SG-DM 1650	SGX-XX-120
SG-DM 1650	SGX-XX-135
SG-DM 1650	SGX-XX-135
SG-DM 1650	SGX-XX-135
SG-DM 1650	SGX-XX-150
SG-DM 1650	SGX-XX-150
SG-DM 1650	SGX-XX-150
4X SG-DM 150 / SG-DM 1650	SEX-X4-120
4X SG-DM 150 / SG-DM 1650	SG2-S4-120
4X SG-DM 150 / SG-DM 1650	SG4-S4-120
4X SG-DM 150 / SG-DM 1650	SG2-B4-120
4X SG-DM 150 / SG-DM 1650	SG4-B4-120
4X SG-DM 150 / SG-DM 1200	SG4-BLR4-120
4X SG-DM 150 / SG-DM 1200	SG4-BSR4-120
SG-DM 1650	SG4-40-120
SG-DM 1900	SEX-XX-165
SG-DM 1900	SGX-XX-165
SG-DM 1900	SGX-XX-165
SG-DM 1900	SGX-XX-180
SG-DM 1900	SGX-XX-180

MODEL SELECTION AND ORDER INFORMATION

MODEL	FUNCTION	ORDER N°
SG-DM 150	DEVIATING MIRROR H=150MM	950801160
SG-DM 600	DEVIATING MIRROR H=600MM	950801170
SG-DM 900	DEVIATING MIRROR H=900MM	950801200
SG-DM 1200	DEVIATING MIRROR H=1200MM	950801210
SG-DM 1650	DEVIATING MIRROR H=1650MM	950801240
SG-DM 1900	DEVIATING MIRROR H=1900MM	950801260

ACCESSORY SELECTION AND ORDER INFORMATION

MODEL	DESCRIPTION	ORDER N°
ST-DM*	"STAND ALONE" MIRRORS MOUNTING KIT	95ASE1940

* Fixing bracket are not included in the package but must be ordered, if required, as accessory



The company endeavours to continuously improve and renew its products; for this reason the technical data and contents of this catalogue may undergo variations without prior notice. For correct installation and use, the company can guarantee only the data indicated in the instruction manual supplied with the products.

