

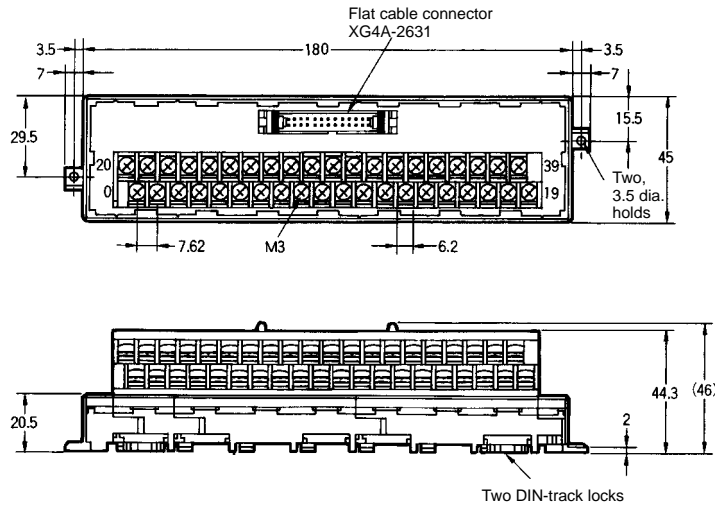
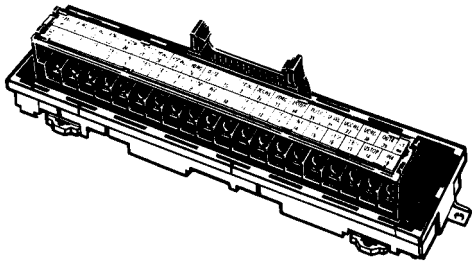
# XW2B MC Unit Terminal Block with M3.0 Screw Terminals for the CV500-MC421 for Four Axes

## Ordering Information

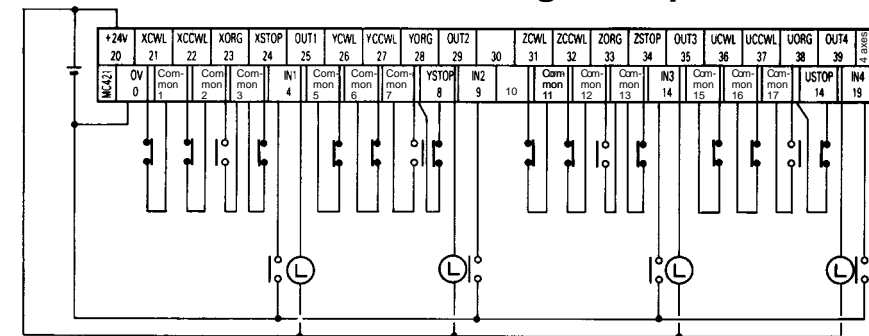
Model	Applicable Unit
XW2B-40J6-7	CV500-MC421 (for four axes)

## Dimensions

XW2B-40J6-7



## Terminal Block Labels/Wiring Example



## Corresponding Pins of the MC Unit for Four Axes

XW2B side		CV500-MC421 side		
Terminal number	Label	Symbol	Name	Pin number
0	0V	DC GND	24-V input ground	14
1	Common	DC GND	24-V input ground	14
2	Common	DC GND	24-V input ground	14
3	Common	DC GND	24-V input ground	14
4	IN1	IN1	General-purpose input 1	8
5	Common	DC GND	24-V input ground	14
6	Common	DC GND	24-V input ground	14
7	Common	DC GND	24-V input ground	14
8	YSTOP	YSTOP	Y-axis immediate stop input	7
9	IN2	IN2	General-purpose input 2	9
10	See note	---	---	---
11	Common	DC GND	24-V input ground	14
12	Common	DC GND	24-V input ground	14
13	Common	DC GND	24-V input ground	14
14	IN3	IN3	General-purpose input 3	21

XW2B side		CV500-MC421 side		
Terminal number	Label	Symbol	Name	Pin number
15	Common	DC GND	24-V input ground	14
16	Common	DC GND	24-V input ground	14
17	Common	DC GND	24-V input ground	14
18	USTOP	USTOP	U-axis immediate stop input	20
19	IN4	IN4	General-purpose input 4	22
20	+24V	+24V	24-V input	1
21	XCWL	XCWL	X-axis CW limit input	2
22	XCCWL	XCCWL	X-axis CCW limit input	4
23	XORG	XORG	X-axis origin proximity input	10
24	XSTOP	XSTOP	X-axis immediate stop input	6
25	OUT1	OUT1	General-purpose output 1	12
26	YCWL	YCWL	Y-axis CW limit input	3
27	YCCWL	YCCWL	Y-axis CCW limit input	5
28	YORG	YORG	Y-axis origin proximity input	11
29	OUT2	OUT2	General-purpose output 2	13
30	See note	---	---	---
31	ZCWL	ZCWL	Z-axis CW limit input	15
32	ZCCWL	ZCCWL	Z-axis CCW limit input	17
33	ZORG	ZORG	Z-axis origin proximity input	23
34	ZSTOP	ZSTOP	Z-axis immediate stop input	19
35	OUT3	OUT3	General-purpose output 3	25
36	UCWL	UCWL	U-axis CW limit input	16
37	UCCWL	UCCWL	U-axis CCW limit input	18
38	UORG	UORG	U-axis origin proximity input	24
39	OUT4	OUT4	General-purpose output 4	26

**Note:** Terminals 10 and 30 are open terminals.

## ■ Circuit/Terminal Arrangement

Flat cable connector  
XG4A-2631  
(mated side)

