



2600 & 2630 ORDERING INFORMATION

The 2620. This is a pivot arm assembly only resting on the material to be measured



Side entry machine for products where the end of the material is not accessible to be fed into the front of the 2610 measuring machine.



10

Ordering Information

Material Type	Product Diameter 0mm-15mm		Product Diameter* 6mm-76mm		Guided Material
	Standard Machine	Side Entry Machine	Standard Machine	Side Entry Machine	
Wire Ropes and Cables	2630-1XY-Z	2600-1XY-Z	2610-1XY-Z	2620-1XY-Z	2620-1XY-Z
Metal Extrusions	2630-1XY-Z	2600-1XY-Z	2610-1XY-Z	2620-1XY-Z	2620-1XY-Z
Metal Tubing and Shafts	2630-1XY-Z	2600-1XY-Z	2610-1XY-Z	2620-1XY-Z	2620-1XY-Z
Polypropelene Ropes	2630-1XY-Z	2600-1XY-Z	2610-1XY-Z	2620-1XY-Z	2620-1XY-Z
Flat Metal Braid	2630-1XY-Z	2600-1XY-Z	2610-1XY-Z	2620-1XY-Z	2620-1XY-Z
Ceramics	2630-1XY-Z	2600-1XY-Z	2610-1XY-Z	2620-1XY-Z	2620-1XY-Z
Hard Plastic Sections	2630-1XY-Z	2600-1XY-Z	2610-1XY-Z	2620-1XY-Z	2620-1XY-Z
Soft Plastics	2630-1XY-Z	2600-2XY-Z	2610-2XY-Z	2620-2XY-Z	2620-2XY-Z
Easily Marked Rubber	2630-1XY-Z	2600-2XY-Z	2610-2XY-Z	2620-2XY-Z	2620-2XY-Z
Plastic Coated Wire & Cable	2630-1XY-Z	2600-3XY-Z	2610-3XY-Z	2620-3XY-Z	2620-3XY-Z
Fibre Ropes	2630-1XY-Z	2600-3XY-Z	2610-3XY-Z	2620-3XY-Z	2620-3XY-Z
Plastic Piping and Tubes	2630-1XY-Z	2600-3XY-Z	2610-3XY-Z	2620-3XY-Z	2620-3XY-Z
Plastic and Rubber Hose	2630-1XY-Z	2600-3XY-Z	2610-3XY-Z	2620-3XY-Z	2620-3XY-Z
Rubber Extrusions	2630-1XY-Z	2600-3XY-Z	2610-3XY-Z	2620-3XY-Z	2620-3XY-Z
Flat Ribbon Cables	2630-1XY-Z	2600-3XY-Z	2610-3XY-Z	2620-3XY-Z	2620-3XY-Z

*Clip on guides are available for 2600 to enable material to be measured down to 1mm minimum diameter

Specify - 1 for polyurethane covered wheel
- 2 for plain aluminium wheel
- 3 for Knurled aluminium wheel

Part no matrix for counter or encoder type

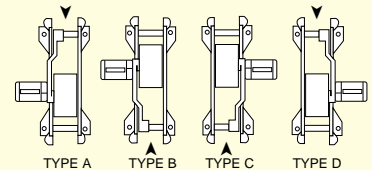
X	Y	Z	Description
E			Encoder Output
32			Mechanical Counter Display
	C		Units of measure m/cm (counters)
	M		Units of measure m/cm (encoders only)
	F		Units of measure ft/in (counters) One pulse per 0.1ft (encoders)
	Y		Units of measure yards/1/8ths (counters) One pulse per 0.1 yards (encoders)
	0250		250 encoder pulses per metre
	0500		500 encoder pulses per metre
	1000		1000 encoder pulses per metre
	A,B,C,D		See diagrams for direction of travel

Example Part No: 2600-132C-B 2600 fitted with polyurethane** covered wheel and mechanical counter reading metres/centimeters, direction of travel B.

** 2630 is only available with option 1 wheel and directions A or B.

1) Select **2600** for standard front/rear entry
2610 for side entry
2620 for pivot arm assembly

2) Then select the direction of travel:
A, B, C or D as illustrated below and use this code to replace 'X' in the model numbers below:



3) Then select the type of wheel, counter and units of measurement from the list below:

Order by type number

2630 Wire Measuring Machine

Also please specify:
Direction of wire travel A or B.
Which model of counter is required to be fitted.
Any additional counter or shaft encoder required to be fitted.
Units of measurement required.

