


Hermetically Sealed Relay MY4H

Hermetically Sealed Relay Ideal for Hazardous Locations

- Class 1 Division 2 approved.
- Fully hermetically sealed for hazardous locations.
- Cadmium-free contacts for environment-friendly use.
- Models with bifurcated contact also available.
- Conforms to UL508 and CSA 22.2.



Model Number Structure

Model Number Legend

MY- - -
 1 2 3 4 5

1. Number of Poles

4: 4 poles

2. Contact

Blank: Single

Z: Bifurcated

3. Enclosure ratings

H: Hermetically sealed

4. Approval

US: Class 1 Division 2 approval

5. Rated voltage

12 VDC, 24 VDC, 24 VAC, 110/120 VAC

Ordering Information

List of Models

Type	Contact form	Plug-in socket/solder terminals
Hermetically sealed	4PDT	MY4H-US
	4PDT (bifurcated)	MY4ZH-US

Specifications

■ Ratings

Coil

Rated voltage (V)		Rated current (mA)		Coil resistance (Ω)	Must operate voltage	Must release voltage	Max. voltage	Power consumption	
		50 Hz	60 Hz						
DC	12	75		160	80% max.	10% min.	110%	900 mW	
	24	36.9		650					
AC	110/120	9.9/10.8	8.4/9.2	4,430		30% min.			0.9-1.1 VA (60 Hz)
	24	53.8	46	180					

Contact Ratings

Contact material		Ag alloy
Rated load	Resistive p.f.=1	110 VAC, 3 A 24 VDC, 3 A
	Inductive p.f.=0.4 L/R=7 ms	110 VAC, 8 A 24 VDC, 1.5 A
Rated carry current		3 A
Max. switching voltage		125 VAC, 125 VDC
Max. switching current		3 A
Max. switching power		330 VA 72 W

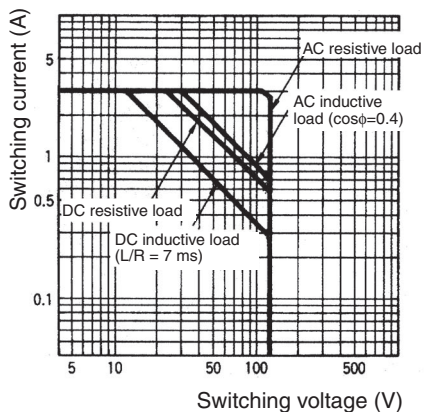
■ Characteristics

Contact resistance	50 m Ω max.
Operate time	20 ms max.
Release time	20 ms max.
Max. operating frequency	Mechanical: 18,000 operations/hr Electrical: 1,800 operations/hr (under rated load)
Insulation resistance	100 M Ω min. (at 500 VDC)
Dielectric strength	1,000 VAC, 1 min between coil and contacts 1,000 VAC, 1 min between contacts of different polarity 700 VAC, 1 min between contacts of same polarity
Vibration resistance	Destruction: 10 to 55 to 10 Hz, 0.5 mm single amplitude (1.0 mm double amplitude) Malfunction: 10 to 55 to 10 Hz, 0.5 mm single amplitude (1.0 mm double amplitude)
Shock resistance	Destruction: 1,000 m/s ² Malfunction: When energized: 200 m/s ² When not energized: 200 m/s ²
Endurance	Mechanical: Single contact: 50,000,000 operations Bifurcated contact: 5,000,000 operations Electrical: 100,000 operations. (Single contact) 50,000 operations. (Bifurcated contact)
Ambient temperature	Operating: -25 to 60°C
Ambient humidity	Operating: 5% to 85%
Weight	Approx. 50 g

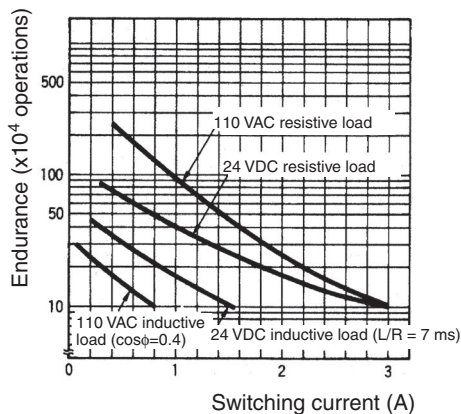
Engineering Data

Maximum Switching Power Endurance

MY4(Z)H



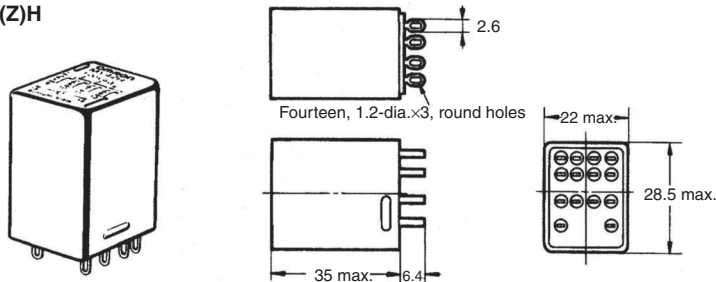
MY4H



Note: The endurance is half for bifurcated contact models.

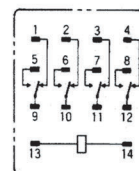
Dimensions

Solder Terminal Models MY4(Z)H



Terminal Arrangement/ Internal Connections

(BOTTOM VIEW)




(There is no coil polarity.)

Socket

Track-mounted Socket Conforming to Class 1 Division 2

- Special Socket with Class 1 Division 2 approval.
- Holding clips contribute to safety by preventing the Relay falling out of the Socket due to vibration.



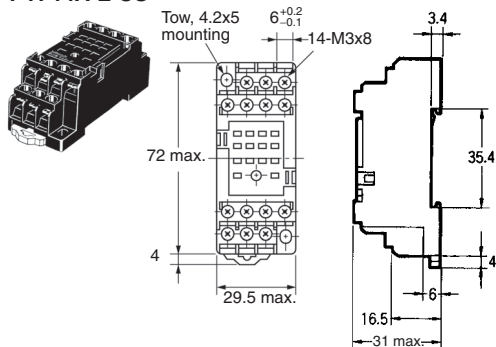
Ordering Information

Item	Pole	Mode
Track-mounted socket	4	PYF14A-E-US

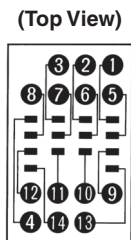
- Note:**
1. Class 1 Division 2 approval is obtained for use with the MY4(Z)H Relay.
 2. Clips are not included.

Dimensions

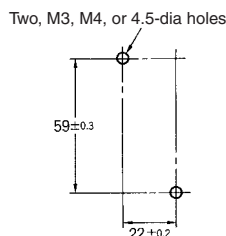
PYF14A-E-US



Terminal Arrangement/
Internal Connections



Mounting Holes

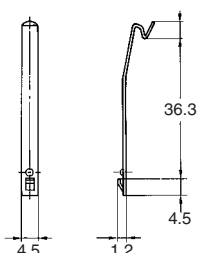


(TOP VIEW)

Note: Track mounting is also possible.

Accessory (Option)

PYC-A1
(2 pcs per set)



ALL DIMENSIONS SHOWN ARE IN MILLIMETERS.

To convert millimeters into inches, multiply by 0.03937. To convert grams into ounces, multiply by 0.03527.