

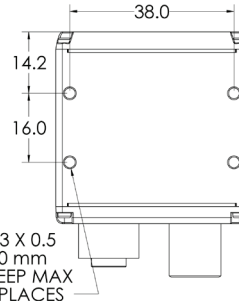
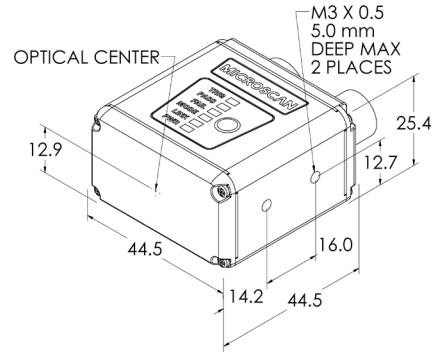
# MICROHAWK® MV-40

## SPECIFICATIONS AND OPTIONS



**Ultra-Compact**  
**Height:** 25 mm (0.98")  
**Width:** 45 mm (1.77")  
**Length:** 45 mm (1.77")

Integrated LEDs



### DIMENSIONS

**Height:** 25 mm (0.98")  
**Width:** 45 mm (1.77")  
**Length:** 45 mm (1.77")  
**Weight:** 68 g (2.40 oz.)

**ENCLOSURE:** IP-65/67, Aluminum

### ENVIRONMENTAL

**Operating Temperature:** 0° to 45° C (32° to 113° F)  
**Storage Temperature:** -50° to 75° C (-58° to 167° F)  
**Humidity:** 5% to 95% (non-condensing)

### EMISSIONS

EN 61326-1:2013 Class B Limits

### ELECTRICAL

4.75-30 VDC, 200 mV p-p max ripple, 150 mA at 24 VDC (typ.)

### CONNECTOR

M12 12-Pin Power, M12 8-Pin Ethernet

### PASSIVE POE

24 Volt Passive Power over Ethernet, Type B. Requires passive PoE power supply.

### COMMUNICATION

RS-232, Ethernet TCP/IP, EtherNet/IP, PROFINET I/O

### DISCRETE I/O

**2 in/3 out:** Optoisolated Trigger Input; New Master Input: Bi-directional, Optoisolated, 1-28 V rated (10 mA @ 28 VDC); Strobe Output, 2 General Purpose Outputs: Bi-directional, Optoisolated, 1-28 V rated ( $I_{CE}$  < 100 mA @ 24 VDC, current limited by user)

### ILLUMINATION

**Inner Red:** 4 LEDs, 625 nm nominal  
**Inner White:** 4 LEDs  
**Outer Red, White, Blue, or IR:** 8 LEDs  
**Light Modes:** Inner or Outer; Off, On, Strobe, Power Strobe; Power Strobe for Outer LEDs only

**SPEED:** 800 MHz

### INDICATORS

TRIG, PASS, FAIL, MODE, LINK, PWR LEDs, 2 Target Pattern LEDs, 2 Inspection Passed Green Flash LEDs

### MEMORY

2 GB Non-Volatile Flash, 256 MB RAM

### SOFTWARE

AutoVISION Sensor, AutoVISION, Visionscape

**FTP IMAGE STORAGE:** Supported

### SENSOR OPTIONS

**WVGA (Mono):** CMOS 0.34 MP (752 x 480), 4.51 x 2.88 mm, 6  $\mu$ m pixel size  
**SXGA (Mono):** CMOS 1.2 MP (1280 x 960), 4.80 x 3.60 mm, 3.75  $\mu$ m pixel size  
**QSXGA (Color):** CMOS 5 MP (2592 x 1944), 4.536 x 3.402 mm, 1.75  $\mu$ m pixel size

### SHUTTER

Global (WVGA, SXGA), Rolling (QSXGA)

### EXPOSURE

**WVGA:** 50 to 66,667  $\mu$ s; **SXGA:** 66 to 58,825  $\mu$ s;  
**QSXGA:** 66 to 66,667  $\mu$ s

### OPTICS

**Fixed:** Standard Density (5.2 mm), High-Density (8.0 mm), UHD (16.0 mm)  
**Autofocus:** Standard Density (5.2 mm), High-Density (7.7 mm), UHD (16.0 mm)

### FOCUS

**Fixed:** Factory Set to 50, 102, 190 or 300 mm (SD, HD); 64 or 400 mm (UHD)  
**Autofocus:** Software Adjustable 50 to 300 mm (SD, HD); 40 to 150 mm (UHD)

### FRAMES PER SECOND

**WVGA:** Up to 52; **SXGA:** Up to 40;  
**QSXGA:** Up to 5

### SYMBOLOGIES

**2D:** Data Matrix (ECC 0-200), QR Code, Micro QR Code, Aztec Code  
**Stacked:** PDF417, MicroPDF417, GS1 Databar (Composite and Stacked)  
**Linear:** Code 39, Code 128, BC412, Interleaved 2 of 5, UPC/EAN, Codabar, Code 93, Pharmacode, PLANET, POSTNET, Japanese Postal, Australia Post, Royal Mail, Intelligent Mail, KIX

### SAFETY AND QUALITY

FCC, CE, UL, RoHS-Compliant

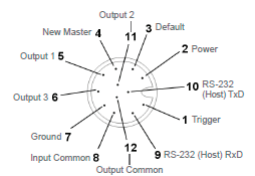
### QMS CERTIFICATION

www.microscan.com/quality

**Note:** Nominal dimensions in MM are shown. Typical tolerances apply.

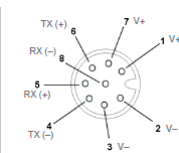
### CONNECTOR A M12 12-Pin Plug:

Pin	Function
9	Host Rx/D
10	Host Tx/D
2	Power
7	Ground
1	Trigger
8	Input Common
3	Default
4	New Master
5	Output 1
11	Output 2
6	Output 3
12	Output Common



### CONNECTOR B M12 8-Pin Socket:

Pin	Function
1	V+
2	V-
3	V-
4	TX (-)
5	RX (+)
6	TX (+)
7	V+
8	RX (-)



©2019 Omron Microscan Systems, Inc. SP095E-EN-0119  
 Specifications are subject to change. For complete technical information, please see the User Manual.  
 Warranty - For current warranty information about this product, please visit [www.microscan.com/warranty](http://www.microscan.com/warranty).

**OMRON**

**MICROSCAN**

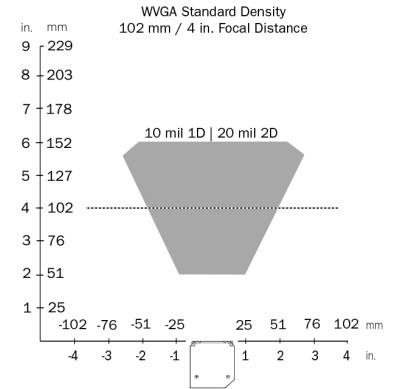
[www.microscan.com](http://www.microscan.com)

# MICROHAWK® MV-40 FIELD OF VIEW AND READ RANGE CHARTS

## WVGA High-Density and Standard Density Fixed Focus

Focus Distance		WVGA HIGH-DENSITY						WVGA STANDARD DENSITY					
		Field of View		Typical 2D Mil Size	Depth of Field (mm)		Min. 2D Mil Size	Field of View		Typical 2D Mil Size	Depth of Field (mm)		Min. 2D Mil Size
in.	mm	in.	mm	mil size	Inside	Outside	mil size	in.	mm	mil size	Inside	Outside	mil size
2.0	50	1.4	35	7.5	43	58	5	2.0	50	10	38	65	7.5
4.0	102	2.6	65	10	83	121	10	3.7	94	20	52	152	15
7.5	190	4.5	114	20	133	246	15	6.5	165	30	128	252	20
11.8	300	7.1	180	30	179	422	30	10.2	260	40	219	381	30

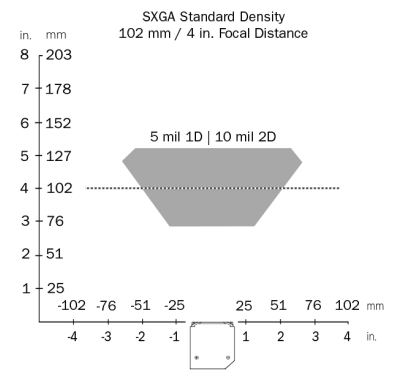
## Example Read Range



## SXGA High-Density and Standard Density Fixed Focus

Focus Distance		SXGA HIGH-DENSITY						SXGA STANDARD DENSITY					
		Field of View		Typical 2D Mil Size	Depth of Field (mm)		Min. 2D Mil Size	Field of View		Typical 2D Mil Size	Depth of Field (mm)		Min. 2D Mil Size
in.	mm	in.	mm	mil size	Inside	Outside	mil size	in.	mm	mil size	Inside	Outside	mil size
2.0	50	1.5	37	5	47	55	3.3	2.1	53	7.5	37	64	5
4.0	102	2.7	69	7.5	88	116	5	3.9	100	10	74	131	7.5
7.5	190	4.8	122	15	137	243	10	6.9	175	15	115	265	15
11.8	300	7.6	192	20	185	400	15	10.9	277	20	224	427	20

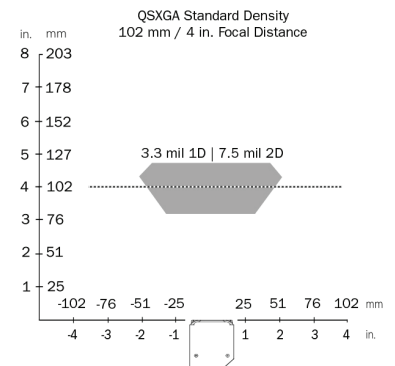
## Example Read Range



## QXSGA High-Density and Standard Density Fixed Focus

Focus Distance		QXSGA HIGH-DENSITY						QXSGA STANDARD DENSITY					
		Field of View		Typical 2D Mil Size	Depth of Field (mm)		Min. 2D Mil Size	Field of View		Typical 2D Mil Size	Depth of Field (mm)		Min. 2D Mil Size
in.	mm	in.	mm	mil size	Inside	Outside	mil size	in.	mm	mil size	Inside	Outside	mil size
2.0	50	1.4	35	5	46	55	3.3	2.0	51	5	43	59	3.3
4.0	102	2.6	66	5	94	110	3.3	3.8	96	7.5	80	124	5
7.5	190	4.6	116	10	154	227	7.5	6.6	168	10	150	231	10
11.8	300	7.2	184	15	227	373	10	10.4	265	15	203	397	15

## Example Read Range



## SXGA Ultra-High-Density Fixed Focus

SXGA UHD - 64 MM				
Min. 1D Element	Depth of Field (mm)		Field of View	
	Inside	Outside	Hor.	Vert.
2	63.5	64.5	16.5	12.5
2.5	62.5	66		
3	62.5	66		
3.3	62.5	67		

SXGA UHD - 400 MM				
Min. 2D Element	Depth of Field (mm)		Field of View	
	Inside	Outside	Hor.	Vert.
7.5	360	415	114	86
10	351	429		
15	325	451		
20	309	466		
30	293	512		
40	303	563		

**Note:** Minimum 1D element is typically 1/2 the size of minimum 2D element. Example: 10 mil 2D = 5 mil 1D.

Omron Microscan and all product names and logos as noted are trademarks or registered trademarks of Omron Microscan Systems, Inc. All other trademarks are the property of their respective owners.

# MICROHAWK® MV-40 FIELD OF VIEW AND READ RANGE CHARTS

## WVGA High-Density and Standard Density Autofocus

Object Distance Std Models		WVGA HIGH-DENSITY AUTOFOCUS			
		Horizontal Field of View		Vertical Field of View	
in.	mm	in.	mm	in.	mm
2.0	50	1.3	33.5	0.8	21.5
2.5	64	1.7	42.0	1.0	26.5
3.2	81	2.1	52.5	1.3	33.0
4.0	102	2.6	65.0	1.6	41.0
5.2	133	3.3	84.5	2.1	53.5
7.5	190	4.7	119.5	3.0	75.0
11.8	300	7.4	187.0	4.6	117.0

Object Distance Std Models		WVGA STANDARD DENSITY AUTOFOCUS			
		Horizontal Field of View		Vertical Field of View	
in.	mm	in.	mm	in.	mm
2.0	50	2.1	52.5	1.3	34.0
2.5	64	2.6	65.5	1.6	41.5
3.2	81	3.2	82.0	2.0	51.0
4.0	102	4.0	102.0	2.5	64.0
5.2	133	5.2	132.0	3.2	82.0
7.5	190	7.3	185.0	4.5	115.5
11.8	300	11.3	288.0	7.1	180.0

Symbol Size (mils)	WVGA High-Density Read Range Testings			
	IE (mm)	PPE	OE (mm)	PPE
3.3	50	1.9	53	1.8
5	50	2.8	57	2.5
7.5	50	4.2	61	3.6
10	50	5.6	64	4.6
15	50	8.5	71	6.3

Symbol Size (mils)	WVGA Standard Density Read Range Testings			
	IE (mm)	PPE	OE (mm)	PPE
5	50	1.8	60	1.5
7.5	50	2.7	69	2
10	50	3.6	77	2.5
15	50	5	92	3.1
20	50	7.2	99	4

## SXGA High-Density and Standard Density Autofocus

Object Distance Std Models		SXGA HIGH-DENSITY AUTOFOCUS			
		Horizontal Field of View		Vertical Field of View	
in.	mm	in.	mm	in.	mm
2.0	50	1.4	36.5	1.1	27.4
2.5	64	1.8	46.0	1.4	34.5
3.2	81	2.3	57.2	1.7	42.9
4.0	102	2.8	71.4	2.1	53.6
5.2	133	3.6	90.5	2.7	67.9
7.5	190	5.0	127.0	3.8	95.3
11.8	300	7.8	198.4	5.9	148.8

Object Distance Std Models		SXGA STANDARD DENSITY AUTOFOCUS			
		Horizontal Field of View		Vertical Field of View	
in.	mm	in.	mm	in.	mm
2.0	50	2.3	57.2	1.7	42.9
2.5	64	2.9	73.0	2.2	54.8
3.2	81	3.5	88.9	2.6	66.7
4.0	102	4.3	109.5	3.2	82.2
5.2	133	5.6	141.3	4.2	106.0
7.5	190	7.9	200.0	5.9	150.0
11.8	300	12.4	314.3	9.3	235.7

Symbol Size (mils)	SXGA High-Density Read Range Testings			
	IE (mm)	PPE	OE (mm)	PPE
3.3	50	3.0	NA	NA
5	50	4.6	144	1.7
7.5	50	6.8	208	1.8
10	50	9.2	291	1.7
15	50	13.9	374	2

Symbol Size (mils)	SXGA Standard Density Read Range Testings			
	IE (mm)	PPE	OE (mm)	PPE
5	50	2.7	94	1.6
7.5	50	4.4	143	1.7
10	50	5.6	186	1.7
15	50	8.7	282	1.7
20	50	11.5	308	2.1

## SXGA Ultra-High-Density Fixed Autofocus

SXGA UHD AUTOFOCUS			
Min. 2D Element mil size	Horizontal Field of View (mm)		Read Range (mm)
	Inside	Outside	
2	10	24	40 - 104
3.3	10	36	40 - 146
5	10	39	40 - 150

