

MicroHAWK F330-F Smart Camera


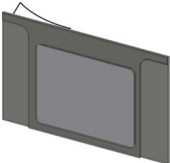
Compact Ethernet smart camera.

- Simple configuration with AutoVISION.
- 5 megapixel sensor available.
- Smallest in class.
- IP40.
- Single snap-in RJ45 connector and cable.
- Ethernet TCP/IP.
- Power over Ethernet.






MicroHAWK F330-F


Optics Options

Appearance	Type	Part Number
	Diffuser Kit – Peel and Stick Accessory. Exterior to unit.	V330-AF1
	Polarizer Kit – Peel and Stick Accessory. Exterior to unit.	V330-AF2


Direct Wiring Options

Appearance	Type	Length	Part Number
	Power Over Ethernet (PoE) Single Port Injector	N/A	V330-AP1
	Standard Ethernet Cables, In-Cabinet Use; Standard RJ45 Connectors on Both Ends; Green	1 Meter	XS6W-5PUR8SS100CM-G
		3 Meters	XS6W-5PUR8SS300CM-G
		5 Meters	XS6W-5PUR8SS500CM-G
		10 Meters	XS6W-5PUR8SS1000CM-G
		15 Meters	XS6W-5PUR8SS1500CM-G
	Standard Ethernet Cables, Out-of-Cabinet Use; Rugged RJ45 Connectors on Both Ends; Light Blue	1 Meter	XS5W-T421-CMD-K
		3 Meters	XS5W-T421-EMD-K
		5 Meters	XS5W-T421-GMD-K
		10 Meters	XS5W-T421-JMD-K
		15 Meters	XS5W-T421-KMD-K

F330-F

Appearance	Type	Length	Part Number
	High Flex Ethernet Cables for Robot and Cable Tray Use; Rugged RJ45 Connectors on Both Ends; Light Blue	1 Meter	XS5W-T421-CMD-KR
		3 Meters	XS5W-T421-EMD-KR
		5 Meters	XS5W-T421-GMD-KR
		10 Meters	XS5W-T421-JMD-KR
		15 Meters	XS5W-T421-KMD-KR

Verification Options

Appearance	Type	Part Number
	AutoVISION Verification Calibration Card with NIST-Traceable Measurement Report	98-000265-01
	AutoVISION Verification Calibration Card	98-000265-02

F330-F Part Number Structure

Use this legend when defining product part numbers. Please note that not all combinations of parameters are valid. For instance, fixed focus distance of 50 mm is not available with Narrow Lens. When ordering, use valid part numbers from the tables in the Ordering Information section only.

F330-F[XXX][Y][ZZZ]-NN[P]

Key	Classification	Code	Meaning
XXX	Focus Distance (mm)	050	Fixed Focus at 50 mm
		064	Fixed Focus at 64 mm
		081	Fixed Focus at 81 mm
		102	Fixed Focus at 102 mm
		133	Fixed Focus at 133 mm
		190	Fixed Focus at 190 mm
		300	Fixed Focus at 300 mm
Y	Lens	W	Wide Field of View - 5.2 mm Focal Length Lens
		M	Medium Field of View – 7.7 mm Focal Length Lens
		N	Narrow Field of View – 16 mm Focal Length Lens
ZZZ	Sensor	03M	752 x 480 (0.3 MP) Pixel, Mono Sensor, Global Shutter
		12M	1280 x 960 (1.2 MP) Pixel, Mono Sensor, Global Shutter
		50C	2592 x 1944 (5 MP) Pixel, Color Sensor, Rolling Shutter
L	Light Type	N	No Outer Light
C	Light Color	N	No Outer Light
P	Software License	S	AutoVISION Sensor (Vision Toolset Only)
		A	AutoVISION (Vision and Code Reading / Verification Toolsets)
		V	Visionscape (Full AutoVISION and Visionscape Toolsets)

Example Part Number:

- F330-F064W50C-NNA: Fixed Focus at 64 mm, Wide Lens, 5 MP Color – No Light, AutoVISION (Vision and Code Reading / Verification Toolsets)

F330-F Valid Product Matrix

Model	Category	Focus Type	Sensor	Lens	Focus Distance (mm)	Light	License
F330-F	Monochrome	Fixed Focus	03M, 12M	W, M	50, 64, 81, 102, 133, 190, 300	None	S, A, V
	Color	Fixed Focus	50C	W, M	50, 64, 81, 102, 133, 190, 300	None	S, A, V
	Monochrome	Fixed Focus	03M, 12M	N	64, 81, 102, 133, 190, 300	None	S, A, V
	Color	Fixed Focus	50C	N	64, 81, 102, 133, 190, 300	None	S, A, V

F330-F Ordering Information

Categories:

1. Fixed Focus Cameras

- a) F330-F Monochrome and Color Fixed Focus Camera with Standard Lens
- b) F330-F Monochrome and Color Fixed Focus Camera with Narrow Lens

1a) F330-F Mono and Color Camera with Standard Lens: Valid Combinations

F330-F[XXX][Y][ZZZ]-NN[P]

Key	Classification	Code	Meaning
XXX	Focus Distance (mm)	050	Fixed Focus at 50 mm
		064	Fixed Focus at 64 mm
		081	Fixed Focus at 81 mm
		102	Fixed Focus at 102 mm
		133	Fixed Focus at 133 mm
		190	Fixed Focus at 190 mm
		300	Fixed Focus at 300 mm
Y	Lens	W	Wide Field of View - 5.2 mm Focal Length Lens
		M	Medium Field of View – 7.7 mm Focal Length Lens
ZZZ	Sensor	03M	752 x 480 (0.3 MP) Pixel, Mono Sensor, Global Shutter
		12M	1280 x 960 (1.2 MP) Pixel, Mono Sensor, Global Shutter
		50C	2592 x 1944 (5 MP) Pixel, Color Sensor, Rolling Shutter
P	Software License	S	AutoVISION Sensor (Vision Toolset Only)
		A	AutoVISION (Vision and Code Reading / Verification Toolsets)
		V	Visionscape (Full AutoVISION and Visionscape Toolsets)

1b) F330-F Mono and Color Camera with Narrow Lens: Valid Combinations

Note: 50 mm Fixed Focus option not available with Narrow Lens.

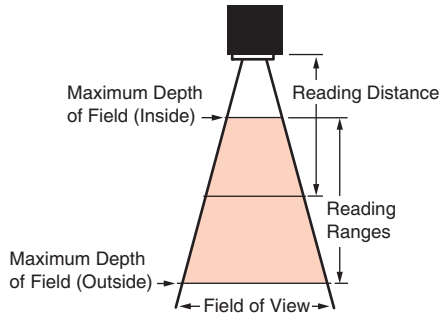
F330-F[XXX]N[ZZZ]-NN[P]

Key	Classification	Code	Meaning
XXX	Focus Distance (mm)	064	Fixed Focus at 64 mm
		081	Fixed Focus at 81 mm
		102	Fixed Focus at 102 mm
		133	Fixed Focus at 133 mm
		190	Fixed Focus at 190 mm
		300	Fixed Focus at 300 mm
ZZZ	Sensor	03M	752 x 480 (0.3 MP) Pixel, Mono Sensor, Global Shutter
		12M	1280 x 960 (1.2 MP) Pixel, Mono Sensor, Global Shutter
		50C	2592 x 1944 (5 MP) Pixel, Color Sensor, Rolling Shutter
P	Software License	S	AutoVISION Sensor (Vision Toolset Only)
		A	AutoVISION (Vision and Code Reading / Verification Toolsets)
		V	Visionscape (Full AutoVISION and Visionscape Toolsets)

F330-F

Read Ranges

Read range specifications are subject to change.



Fixed Focus Field of View (mm) - Wide Lens

Distance (mm)	0.3 MP		1.2 MP		5 MP	
	Width	Height	Width	Height	Width	Height
50	49	32	53	39	50	38
64	62	39	66	49	63	47
81	76	49	81	61	78	58
102	95	60	101	75	96	72
133	121	78	129	97	124	92
190	171	109	182	136	174	130
300	266	170	283	213	271	202
400	353	225	376	282	359	268

Fixed Focus Field of View (mm) - Medium Lens

Distance (mm)	0.3 MP		1.2 MP		5 MP	
	Width	Height	Width	Height	Width	Height
50	34	22	36	27	35	26
64	43	27	45	34	43	32
81	53	34	56	42	54	40
102	66	42	70	52	67	50
133	84	54	90	67	86	64
190	119	76	126	95	121	90
300	185	118	196	147	188	140
400	245	156	260	195	249	186

Fixed Focus Field of View (mm) - Narrow Lens

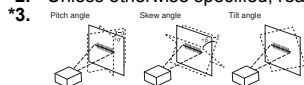
Distance (mm)	0.3 MP		1.2 MP		5 MP	
	Width	Height	Width	Height	Width	Height
50	15	10	16	12	16	12
64	19	12	21	15	20	15
81	24	15	25	19	24	18
102	30	19	32	24	30	22
133	38	24	40	30	39	29
190	54	34	57	43	54	41
300	83	53	89	67	85	63
400	111	71	118	88	113	84

Ratings and Specifications

F330-F		F330-F□□□□03M-□□□□	F330-F□□□□12M-□□□□	F330-F□□□□50C-□□□□
Symbologies *1	1D Symbologies	Code 39, Code 128, BC412, Interleaved 2 of 5, UPC/EAN, Codabar, Code 93, Pharmacode, PLANET, Postnet, Japanese Post, Australian Post, Royal Mail, Intelligent Mail, KIX		
	2D Symbologies	Data Matrix (ECC 0-200), QR Code, Micro QR Code, Aztec Code, DotCode		
	Stacked Symbologies	PDF417, MicroPDF417, GS1 Databar (Composite and Stacked)		
Reading Performance *2	Number of Reading Digits	No Upper Limit (depending on bar width and reading distance)		
	Aiming Light	Two Blue LEDs		
	Illumination	Inner LEDs: Four White and Four Red (Wavelength: 625 nm)		
		Outer LEDs:	None	None
	Reading Distance / Field of View	Refer to <i>Read Ranges</i> section for detail.		
	Pitch Angle (α) *3	$\pm 30^\circ$		
	Skew Angle (β) *3	$\pm 30^\circ$		
Tilt Angle (γ) *3	$\pm 180^\circ$			
Vision Tools		Locate, Decode, Optical Character Recognition (OCR), Count, Presence/Absence, Measure, Match Strings, String Format, Logic, Optical Character Verification (OCV), Symbol Quality Verification, Color Identification, Color Match		
Image Capture	Focus	Fixed Focus (Wide = 5.2 mm, Medium = 7.7 mm, Narrow = 16 mm)		
	Resolution	752 (H) x 480 (V)	1280 (H) x 960 (V)	2592 (H) x 1944 (V)
	Color / Monochrome	Monochrome CMOS	Monochrome CMOS	Color CMOS
	Shutter	Global Shutter	Global Shutter	Rolling Shutter
	Frames per Second	52 fps	40 fps	5 fps
	Exposure	50 to 66,667 μ s	50 to 58,825 μ s	50 to 66,667 μ s
Image Logging		FTP		
Trigger		Communication Trigger (Ethernet)		
I/O Specifications	Input Signals	Ethernet		
	Output Signals	Ethernet		
Communication	Connectivity	Ethernet TCP/IP		
	Ethernet Specifications	100BASE-TX / 10BASE-T		
Indicator LEDs		PASS (Green), PWR (Green)		
Power Supply Voltage		Source: 44-57 VDC IEEE802.3af POE		
Current Consumption		Max Current: 0.10 A		
Environmental Immunity *4	Ambient Temperature Range	Operating: 0 to 40° C Storage: -50 to 75° C (No Icing or Condensation)		
	Ambient Humidity Range	Operating and storage: 5% to 95% (Non-Condensing)		
	Ambient Atmosphere	No Corrosive Gases		
	Vibration Resistance (Destructive)	Oscillation Frequency: 10 to 150Hz, Half Amplitude: 0.35 mm, Vibration Direction: X/Y/Z, Sweep Time: 8 minute/count, Sweep Count: 10 times		
	Shock Resistance (Destructive)	Impact Force: 150 m/s ² , Test Direction: 6 directions, three times each (up/down, front/back, left/right)		
	Degree of Protection	IEC 60529 IP40		
Weight	Main Body Only	72 g		
	Packaging Weight	Approx. 180 g (including packing)		
Dimensions	Main Body Dimensions	40 (W) x 63 (D) x 24 (H) mm		
	Packaging Dimensions	170 (W) x 117 (D) x 86 (H) mm		
Accessories		ReadMeFirst, CE Compliance Sheet		
LED Safety Standard		IEC 62471-1: 2006 Risk-Exempt Group		
Safety Standards		EN 61326-1:2013 FCC Part 15, Subpart B (Class B) UL60950-1 RCM, KC, EAC Pending		
Materials	Case	Aluminum Diecast, Alumite (Black)		
	Reading Window	Acrylic		
Software		AutoVISION, Visionscape FrontRunner		

*1. These symbologies are supported based on Omron's read capability validation standard. Omron recommends that validation be performed for each application.

*2. Unless otherwise specified, reading performance is defined with center of field of view, angle $R = \infty$.

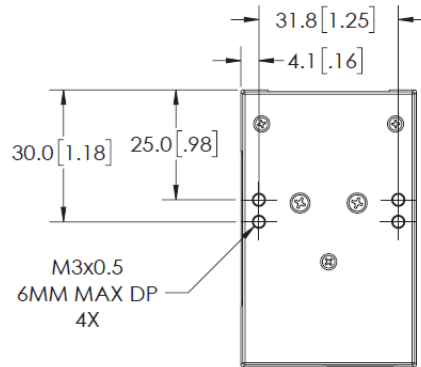
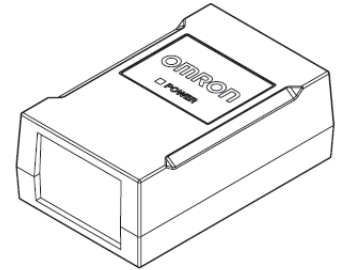
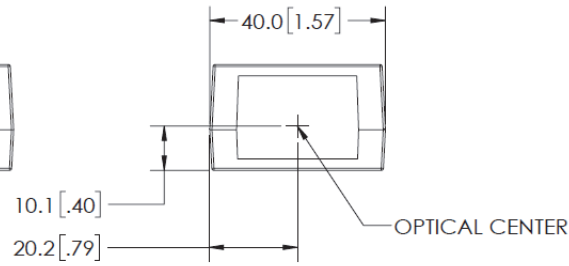
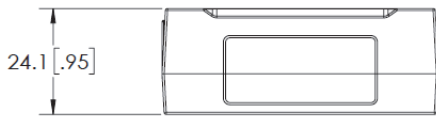
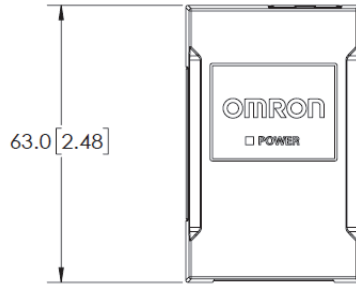


*4. In an electrically noisy environment, use only the F430-F in combination with a noise filter cable (V430-W□F-□□□) to ensure proper operation.

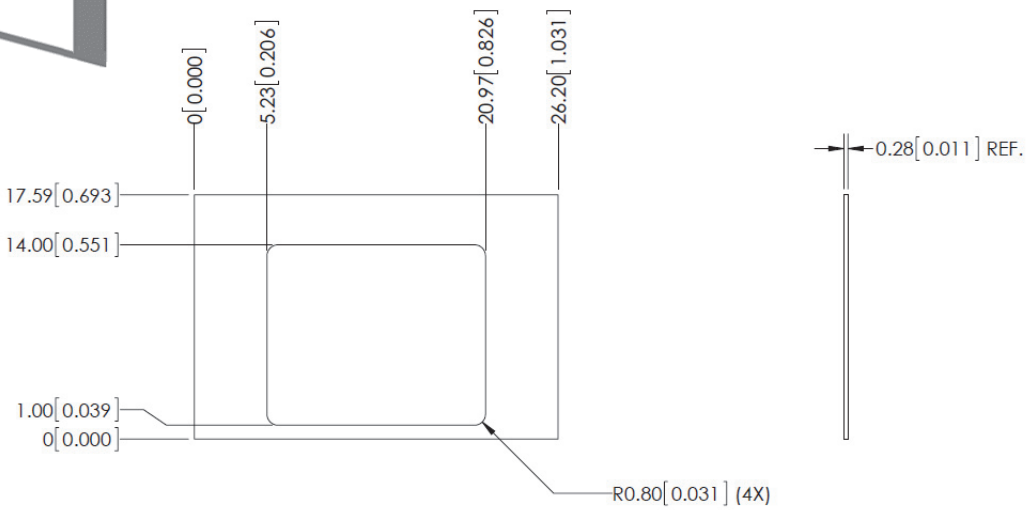
F330-F

Dimensions

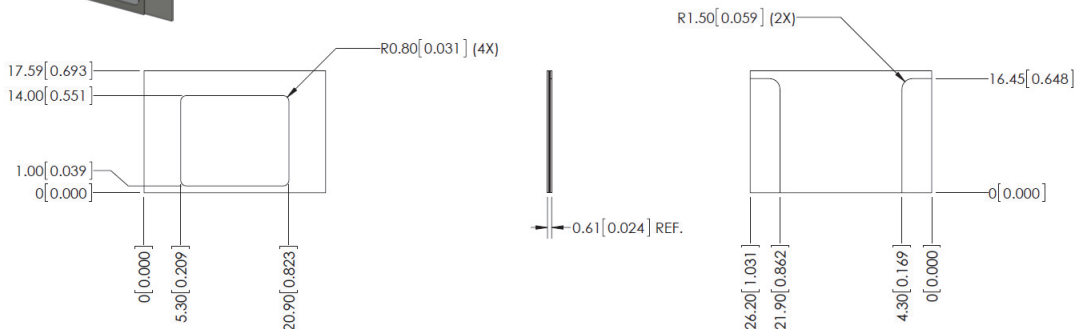
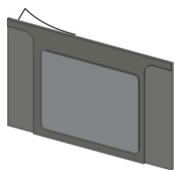
(Unit: mm)



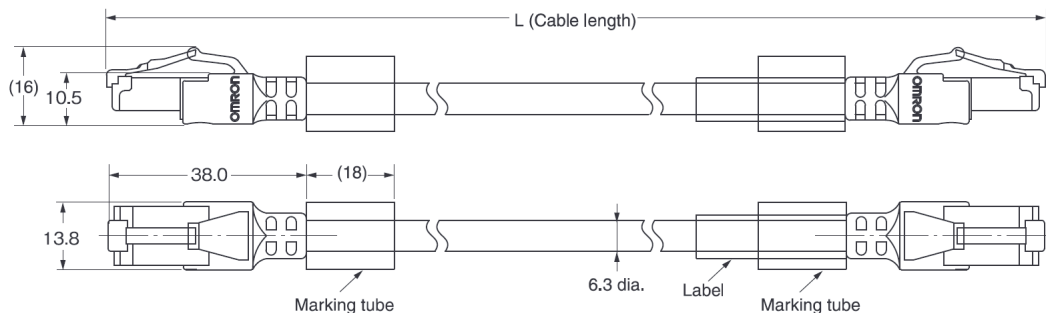
Diffuser Kit – Peel and Stick Accessory. Exterior to unit. V330-AF1



**Polarizer Kit – Peel and Stick Accessory. Exterior to unit.
V330-AF2**

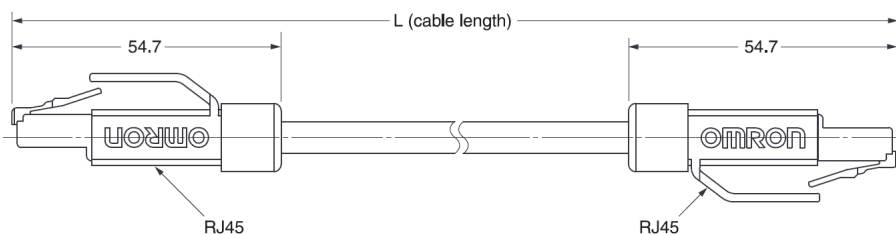


Standard Ethernet Cables, In-Cabinet Use; Standard RJ45 Connectors on Both Ends; Green
XS6W-5PUR8SS100CM-G
XS6W-5PUR8SS300CM-G
XS6W-5PUR8SS500CM-G
XS6W-5PUR8SS1000CM-G
XS6W-5PUR8SS1500CM-G





Standard Ethernet Cables, Out-of-Cabinet Use; Rugged RJ45 Connectors on Both Ends; Light Blue
XS5W-T421-CMD-K
XS5W-T421-EMD-K
XS5W-T421-GMD-K
XS5W-T421-JMD-K
XS5W-T421-KMD-K

High Flex Ethernet Cables for Robot and Cable Tray Use; Rugged RJ45 Connectors on Both Ends; Light Blue
XS5W-T421-CMD-KR
XS5W-T421-EMD-KR
XS5W-T421-GMD-KR
XS5W-T421-JMD-KR
XS5W-T421-KMD-KR



AutoVISION Verification Calibration Card with NIST-Traceable Measurement Report
98-000265-01
98-000265-02










INTELLIGENT

CALIBRATION CARD

Dimensions and Reflectance

MEASUREMENT	NOMINAL	ACTUAL (MEASURED)		
Reflectance (Min.)	4%	____%	Dark Cell	Blank Cell
Reflectance (Max.)	82%	____%		
Symbol 1 Width (X)	0.240 IN.	____IN.		
Symbol 2 Width (X)	0.480 IN.	____IN.		



Standards: AIM DPM, ISO/IEC 15415, ISO/IEC 15416
Calibration is only traceable to NIST standards when serial number and measured values are included.
SERIAL NUMBER: _____ **P/N:** 10-000522-01

Related Manuals

Man. No.	Model	Manual
Z433 (84-9000402-02)	F320-F, F330-F, F420-F, F430-F	MicroHAWK F320-F / F330-F / F420-F / F430-F User Manual

Terms and Conditions Agreement

Read and understand this catalog.

Please read and understand this catalog before purchasing the products. Please consult your OMRON representative if you have any questions or comments.

Warranties.

- (a) Exclusive Warranty. Omron's exclusive warranty is that the Products will be free from defects in materials and workmanship for a period of twelve months from the date of sale by Omron (or such other period expressed in writing by Omron). Omron disclaims all other warranties, express or implied.
- (b) Limitations. OMRON MAKES NO WARRANTY OR REPRESENTATION, EXPRESS OR IMPLIED, ABOUT NON-INFRINGEMENT, MERCHANTABILITY OR FITNESS FOR A PARTICULAR PURPOSE OF THE PRODUCTS. BUYER ACKNOWLEDGES THAT IT ALONE HAS DETERMINED THAT THE PRODUCTS WILL SUITABLY MEET THE REQUIREMENTS OF THEIR INTENDED USE.

Omron further disclaims all warranties and responsibility of any type for claims or expenses based on infringement by the Products or otherwise of any intellectual property right. (c) Buyer Remedy. Omron's sole obligation hereunder shall be, at Omron's election, to (i) replace (in the form originally shipped with Buyer responsible for labor charges for removal or replacement thereof) the non-complying Product, (ii) repair the non-complying Product, or (iii) repay or credit Buyer an amount equal to the purchase price of the non-complying Product; provided that in no event shall Omron be responsible for warranty, repair, indemnity or any other claims or expenses regarding the Products unless Omron's analysis confirms that the Products were properly handled, stored, installed and maintained and not subject to contamination, abuse, misuse or inappropriate modification. Return of any Products by Buyer must be approved in writing by Omron before shipment. Omron Companies shall not be liable for the suitability or unsuitability or the results from the use of Products in combination with any electrical or electronic components, circuits, system assemblies or any other materials or substances or environments. Any advice, recommendations or information given orally or in writing, are not to be construed as an amendment or addition to the above warranty.

See <http://www.omron.com/global/> or contact your Omron representative for published information.

Limitation on Liability; Etc.

OMRON COMPANIES SHALL NOT BE LIABLE FOR SPECIAL, INDIRECT, INCIDENTAL, OR CONSEQUENTIAL DAMAGES, LOSS OF PROFITS OR PRODUCTION OR COMMERCIAL LOSS IN ANY WAY CONNECTED WITH THE PRODUCTS, WHETHER SUCH CLAIM IS BASED IN CONTRACT, WARRANTY, NEGLIGENCE OR STRICT LIABILITY.

Further, in no event shall liability of Omron Companies exceed the individual price of the Product on which liability is asserted.

Suitability of Use.

Omron Companies shall not be responsible for conformity with any standards, codes or regulations which apply to the combination of the Product in the Buyer's application or use of the Product. At Buyer's request, Omron will provide applicable third party certification documents identifying ratings and limitations of use which apply to the Product. This information by itself is not sufficient for a complete determination of the suitability of the Product in combination with the end product, machine, system, or other application or use. Buyer shall be solely responsible for determining appropriateness of the particular Product with respect to Buyer's application, product or system. Buyer shall take application responsibility in all cases.

NEVER USE THE PRODUCT FOR AN APPLICATION INVOLVING SERIOUS RISK TO LIFE OR PROPERTY OR IN LARGE QUANTITIES WITHOUT ENSURING THAT THE SYSTEM AS A WHOLE HAS BEEN DESIGNED TO ADDRESS THE RISKS, AND THAT THE OMRON PRODUCT(S) IS PROPERLY RATED AND INSTALLED FOR THE INTENDED USE WITHIN THE OVERALL EQUIPMENT OR SYSTEM.

Programmable Products.

Omron Companies shall not be responsible for the user's programming of a programmable Product, or any consequence thereof.

Performance Data.

Data presented in Omron Company websites, catalogs and other materials is provided as a guide for the user in determining suitability and does not constitute a warranty. It may represent the result of Omron's test conditions, and the user must correlate it to actual application requirements. Actual performance is subject to the Omron's Warranty and Limitations of Liability.

Change in Specifications.

Product specifications and accessories may be changed at any time based on improvements and other reasons. It is our practice to change part numbers when published ratings or features are changed, or when significant construction changes are made. However, some specifications of the Product may be changed without any notice. When in doubt, special part numbers may be assigned to fix or establish key specifications for your application. Please consult with your Omron's representative at any time to confirm actual specifications of purchased Product.

Errors and Omissions.

Information presented by Omron Companies has been checked and is believed to be accurate; however, no responsibility is assumed for clerical, typographical or proofreading errors or omissions.

- EtherNet/IP™ is a trademark of ODVA.
- QR code is the registered trademark of DENSO WAVE.
- Other company names and product names in this document are the trademarks or registered trademarks of their respective companies.
- The product photographs and figures that are used in this catalog may vary somewhat from the actual products.

Note: Do not use this document to operate the Unit.

OMRON Corporation Industrial Automation Company

Kyoto, JAPAN

Contact: www.ia.omron.com

Regional Headquarters

OMRON EUROPE B.V.
Wegalaan 67-69, 2132 JD Hoofddorp
The Netherlands
Tel: (31)2356-81-300/Fax: (31)2356-81-388

OMRON ELECTRONICS LLC
2895 Greenspoint Parkway, Suite 200
Hoffman Estates, IL 60169 U.S.A.
Tel: (1) 847-843-7900/Fax: (1) 847-843-7787

OMRON ASIA PACIFIC PTE. LTD.
No. 438A Alexandra Road # 05-05/08 (Lobby 2),
Alexandra Technopark,
Singapore 119967
Tel: (65) 6835-3011/Fax: (65) 6835-2711

OMRON (CHINA) CO., LTD.
Room 2211, Bank of China Tower,
200 Yin Cheng Zhong Road,
PuDong New Area, Shanghai, 200120, China
Tel: (86) 21-5037-2222/Fax: (86) 21-5037-2200

Authorized Distributor:

© OMRON Corporation 2019 All Rights Reserved. In the interest of product improvement, specifications are subject to change without notice.

Cat. No. Q280-E-01 (SP118A-EN-0919)

0919