

OMRON EUROPE B.V. Wegalaan 67-69, NL-2132 JD, Hoofddorp, The Netherlands. Tel: +31 (0) 23 568 13 00 Fax: +31 (0) 23 568 13 88 www.industrial.omron.eu

**Austria**  
Tel: +43 (0) 2236 377 800  
www.industrial.omron.at

**Belgium**  
Tel: +32 (0) 2 466 24 80  
www.industrial.omron.be

**Czech Republic**  
Tel: +420 234 602 602  
www.industrial.omron.cz

**Denmark**  
Tel: +45 43 44 00 11  
www.industrial.omron.dk

**Finland**  
Tel: +358 (0) 207 464 200  
www.industrial.omron.fi

**France**  
Tel: +33 (0) 1 56 63 70 00  
www.industrial.omron.fr

**Germany**  
Tel: +49 (0) 2173 680 00  
www.industrial.omron.de

**Hungary**  
Tel: +36 1 399 30 50  
www.industrial.omron.hu

**Italy**  
Tel: +39 02 326 81  
www.industrial.omron.it

**Netherlands**  
Tel: +31 (0) 23 568 11 00  
www.industrial.omron.nl

**Norway**  
Tel: +47 (0) 22 65 75 00  
www.industrial.omron.no

**Poland**  
Tel: +48 (0) 22 645 78 60  
www.industrial.omron.pl

**Portugal**  
Tel: +351 21 942 94 00  
www.industrial.omron.pt

**Russia**  
Tel: +7 495 648 94 50  
www.industrial.omron.ru

**South-Africa**  
Tel: +27 (0)11 579 2600  
www.industrial.omron.co.za

**Spain**  
Tel: +34 913 777 900  
www.industrial.omron.es

**Sweden**  
Tel: +46 (0) 8 632 35 00  
www.industrial.omron.se

**Switzerland**  
Tel: +41 (0) 41 748 13 13  
www.industrial.omron.ch

**Turkey**  
Tel: +90 216 474 00 40  
www.industrial.omron.com.tr

**United Kingdom**  
Tel: +44 (0) 870 752 08 61  
www.industrial.omron.co.uk

**More Omron representatives**  
www.industrial.omron.eu

Authorised Distributor:

**Control Systems**

- Programmable logic controllers • Human-machine interfaces • Remote I/O

**Motion & Drives**

- Motion controllers • Servo systems • Inverters

**Control Components**

- Temperature controllers • Power supplies • Timers • Counters • Programmable relays
- Digital panel indicators • Electromechanical relays • Monitoring products • Solid-state relays
- Limit switches • Pushbutton switches • Low voltage switch gear

**Sensing & Safety**

- Photoelectric sensors • Inductive sensors • Capacitive & pressure sensors
- Cable connectors • Displacement & width-measuring sensors • Vision systems
- Safety networks • Safety sensors • Safety units/relay units • Safety door/guard lock switches

Although we strive for perfection, Omron Europe BV and/or its subsidiary and affiliated companies do not warrant or make any representations regarding the correctness or completeness of the information described in this document. We reserve the right to make any changes at any time without prior notice.

CD\_EN\_01+CP1E+Brochure

## CP1E PLC

The economic machine controller



» Easy to use  
» Economical  
» Efficient

realizing

# Compact & cost-effective


*The CP1E delivers an exceptional solution for automating small and compact machines, and is part of Omron's Lean Automation concept. Lean Automation fits into stand-alone machines or modules within a larger machine. Its merit lies in its simplicity, compactness and economically attractive solutions.*

### Know one ... know them all

Since the CP1E series shares the same architecture as all Omron's PLCs -but with a smaller yet powerful instruction set- programs are compatible across platforms and allow for easy upward migration.

### E-type


Program capacity : 2 Ksteps  
DM Area capacity : 2 Kwords  
Timers/Counters : 256 each



Peripheral USB port  
Analog adjusters : 2 adjusters


### N-type

Program capacity : 8 Ksteps  
DM Area capacity : 8 Kwords  
Timers/Counters : 256 each  
High-speed counters :  
100 kHz x 2 inputs and  
10 kHz x 4 inputs



Option Battery  
Peripheral USB port  
Serial Option port : 1 port\*  
Pulse outputs : 100kHz x 2 outputs\*<sup>2</sup>  
Serial communications port : RS-232C  
\*<sup>1</sup> : Models with 30 or 40 I/O points.  
\*<sup>2</sup> : Models with transistor outputs.  
Analog adjusters : 2 adjusters

## Fitting your needs...exactly



All CPUs offer high-speed USB connection for easy connection and "Easy Input Editor" for faster programming by using an intuitive predictive ladder editor. Standard USB cables can be used for that purpose. Two different families are available: CP1E-E is the economical yet

powerful model, while the CP1E-N has a built-in real time clock, motion control capabilities, and an intelligent RS-232 port for connection to an HMI, bar code reader, robot or other serial device. Several option units are available to increase the functionality.





## Simple and user friendly

### Easy to use input editor with smart input function

When you begin typing an instruction in ladder editor mode, suggested instructions are displayed.

**Smart Input Function**

**M** When you begin typing an instruction in ladder editor mode, suggested instructions are displayed.

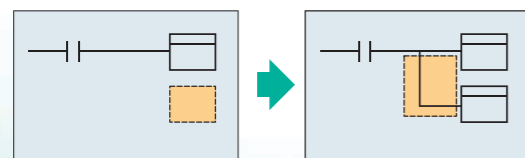
**enter** Select the desired instruction and the addresses will be set to one higher than the addresses M that were previously entered.

**enter** Enter the operands. I/O comments can also be entered at the same time.

### User-friendly ladder program input

#### Automatic connecting line insertions

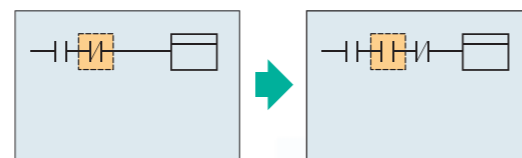
With the Automatic connecting line insertions function the necessary connection is added automatically based on the cursor position.



When an instruction is input at the cursor, a connecting line is automatically inserted.

#### Automatic column insertion when inserting instructions

The column is automatically inserted when an instruction is added even if the cursor is above another instruction.

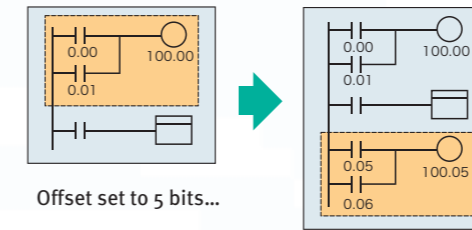


When an instruction is input at the cursor, a column is automatically inserted for the instruction.

### Easy to reuse ladder programming

#### Copying with address incrementing

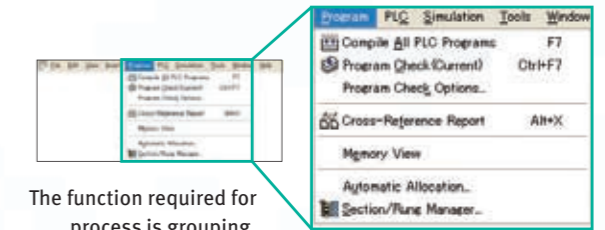
To create the same group of ladder instructions more than once with the address addition copy function, the instructions can be reused simply by inputting an address offset.



### Intuitive menu structure

#### Intuitive menu display

An intuitively designed menu structure makes it easy to see the overall system simply by looking at the menu for smooth operation without referring to a manual.



The function required for process is grouping.

### Only commercially available USB cables required

CP1E CPU Units use USB for the peripheral port. Computers can be connected using commercially available USB cables. Without the need for USB conversion cables or special cables, connection is easier and cable cost is low.



### I/O status at a glance

The terminal layout display features I/O indicators. The indicators are in the same position as the terminals to let you see the I/O status at a glance. You can easily identify I/O status or perform status checks at startup or during operation.

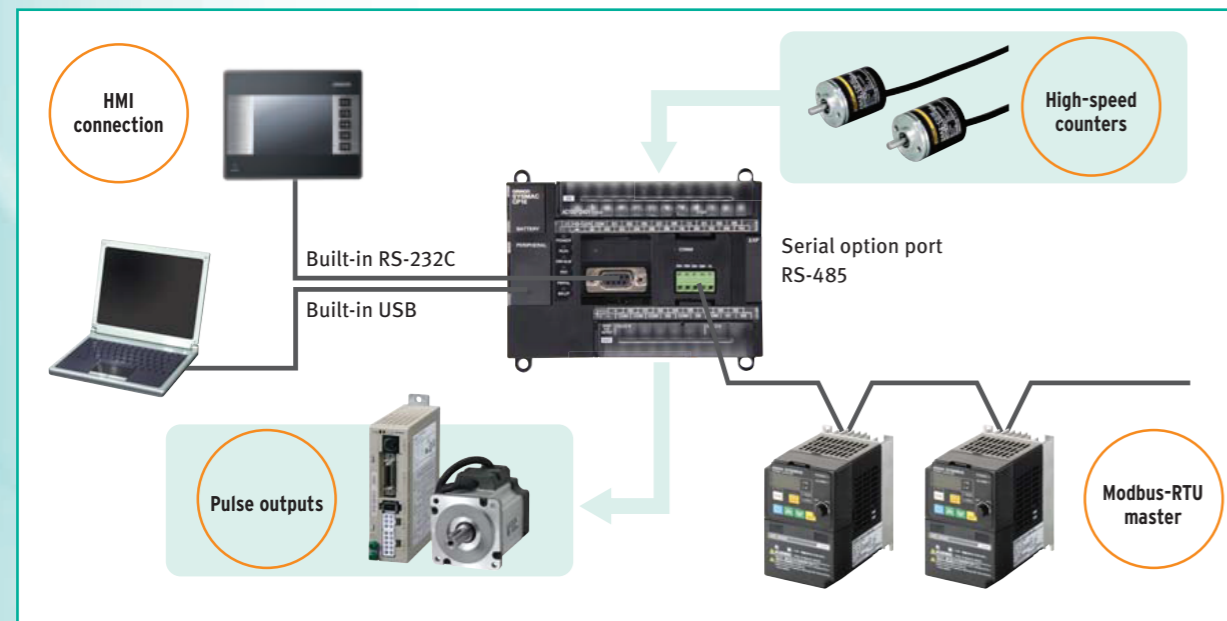


## Efficient and effective

N-type only


### The machine controller for Lean Automation solutions

The CP1E N-type CPU units are equipped with high-speed counters, pulse outputs, and a built-in serial port. These features enable control of a wide range of devices.



### Pulse outputs

Two 100kHz pulse outputs for high-precision position control. Note : models with transistor outputs.



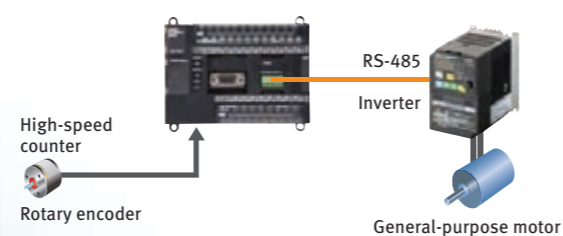
### High-speed counters

Control multiple axes with one PLC using the two 100kHz and four 10kHz, single-phase high-speed counters.




### Modbus-RTU easy Master

Fast inverter control via RS-485.



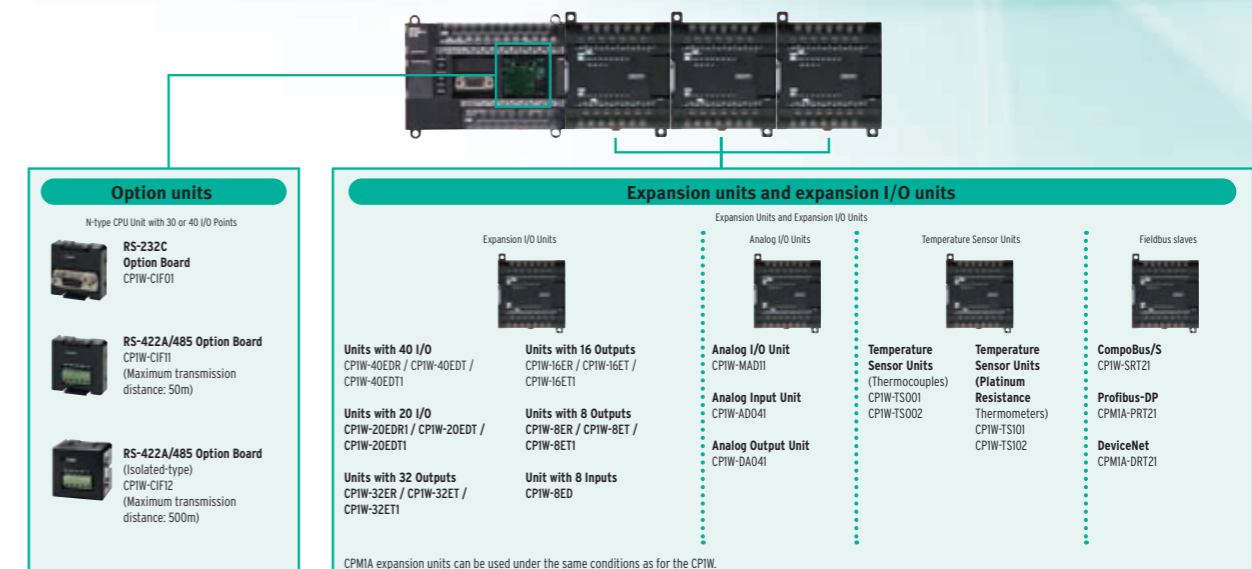
### Serial PLC links

Link data with up to 10 words between up to nine CP1E-N CPU units.



### Optional units for more flexibility

Three expansion units are available. An option board for an additional serial communication port can be added to N-type CPU unit.



### E-type CP1E CPU Units (Basic Models)

Product Name	Specifications						Model
	Power supply	Inputs	Outputs	Output type	Program Capacity	Data memory capacity	
E-type with 20 I/O Points	100 to 240 VAC	12	8	Relay	2K steps	2K words	CP1E-E20DR-A
E-type with 30 I/O Points		18	12	Relay			CP1E-E30DR-A
E-type with 40 I/O Points		24	16	Relay			CP1E-E40DR-A

### N-type CP1E CPU Units (Application Models)

Product Name	Specifications						Model			
	Power supply	Inputs	Outputs	Output type	Program Capacity	Data memory capacity				
N-type with 20 I/O Points	100 to 240 VAC	12	8 Digital + 2 Analog*	8 Digital + 1 Analog*	Relay	8K steps	8K words	CP1E-N20DR-A		
				8				CP1E-N20DR-A*		
	24 VDC	12	12	Transistor (sinking)	Relay			CP1E-N20DT-A		
				Transistor (sourcing)				CP1E-N20DTI-A		
				Relay				CP1E-N20DR-D		
				Transistor (sinking)				CP1E-N20DT-D		
				Transistor (sourcing)				CP1E-N20DTI-D		
				12 Digital + 2 Analog*				8 Digital + 1 Analog*	Transistor (sinking)	CP1E-N20DT-D*
				Transistor (sinking)				CP1E-N20DTI-D*		
				Transistor (sourcing)				CP1E-N20DTI-D*		
N-type with 30 I/O Points	100 to 240 VAC	18	12	Relay	8K steps	8K words	CP1E-N30DR-A			
				Transistor (sinking)			CP1E-N30DT-A			
				Transistor (sourcing)			CP1E-N30DTI-A			
	24 VDC	12	Relay	CP1E-N30DR-D						
			Transistor (sinking)	CP1E-N30DT-D						
			Transistor (sourcing)	CP1E-N30DTI-D						
N-type with 40 I/O Points	100 to 240 VAC	24	16	Relay	8K steps	8K words	CP1E-N40DR-A			
				Transistor (sinking)			CP1E-N40DT-A			
				Transistor (sourcing)			CP1E-N40DTI-A			
	24 VDC	12	Relay	CP1E-N40DR-D						
			Transistor (sinking)	CP1E-N40DT-D						
			Transistor (sourcing)	CP1E-N40DTI-D						
Battery Set	For N-type CP1E CPU Units Note: Mount a Battery to an N-type CP1E CPU Unit if the data in the following areas must be backed up for power interruptions. DM Area (D) (except backed up words in the DM Area), Holding Area (H), Counter Completion Flags (C), Counter Present Values (C), Auxiliary Area (A), and Clock Function.(Use batteries within two years of manufacture.)						CP1E-BAT01			

\*Note: There are no accessories included with N-type CP1E CPU units. RS-232C connectors for the built-in RS-232C port and the battery (CP1E-BAT01) are not included.  
\*Note: CP1E-NA model available early 2010