CONNECTEURS RONDS M8

À raccorder soi-même

– Bornes à vis

– blindé

Homologation:

Mâle
droit

Femelle
droit

1 Forme	**08641**	**08651**	**08661**	**08671**
Type	**3 pôles**	**4 pôles**	**3 pôles**	**4 pôles**
Schéma	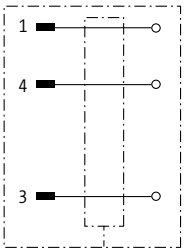	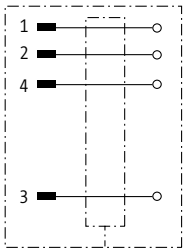	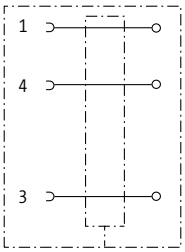	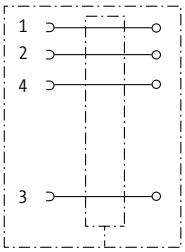
Section de raccordement	**0.14... 0.5 mm²**			
Brochage	Male	Male	Female	Female
Données techniques				
Tension de service	max. 60 V AC/DC	max. 30 V AC/DC	max. 60 V AC/DC	max. 30 V AC/DC
Courant de service par contact	max. 4 A			
Section de raccordement	0.14... 0.5 mm²			
Plage de serrage (diam. du câble)	3.5...5.5 mm			
Degré de protection	IP65 et IP67 lorsque état enfiché et vissé (EN 60529)			
Plage de température	-25...+85 °C			
Numéro d'article				
Pour connaître la composition de votre article, reportez-vous à la page 3.1.i	7 0 0 0	– _ _ _ _ _	– 0 0 0	0 0 0 0
		1 Forme		
Renseignement				
	Autres versions sur demande.			

ANNEXE TECHNIQUE

Connecteurs ronds M8

Avec extrémité de câble libre

Mâle droit

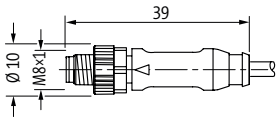

Mâle coudé

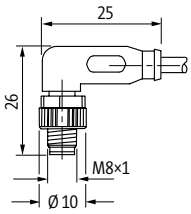

Femelle droit

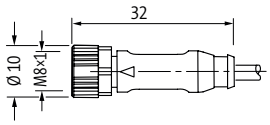

Femelle coudé

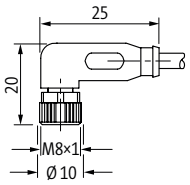

À raccorder soi-même (picots à souder)

Mâle droit

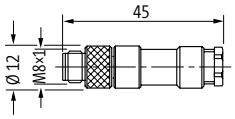

max. 0.25 mm²

Mâle coudé

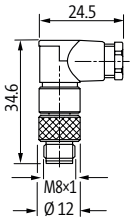

max. 0.25 mm²

Femelle droit

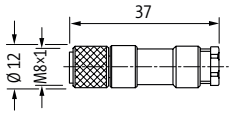

max. 0.25 mm²

Femelle coudé

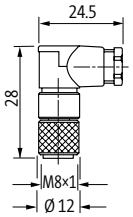

max. 0.25 mm²

À raccorder soi-même (bornes à vis)

Mâle droit

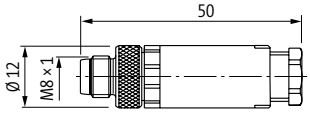

0.14... 0.5 mm²

Femelle droit

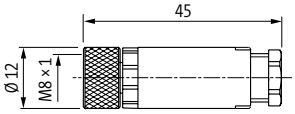

0.14... 0.5 mm²

Mâle droit, blindé

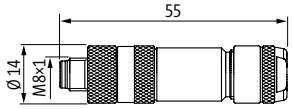

0.14... 0.5 mm²

Femelle droit, blindé

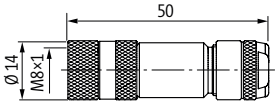

0.14... 0.5 mm²

À raccorder soi-même (bornes guillotine)

Mâle droit

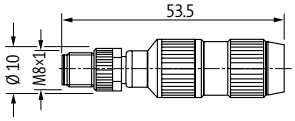

0.25...0.5 mm²

Femelle droit

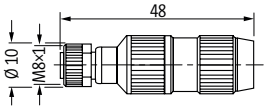

0.25...0.5 mm²

Mâle droit

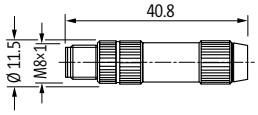

0.14...0.34 mm²

Femelle droit

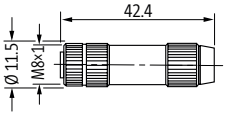

0.14...0.34 mm²

Connecteurs ronds M12

Avec extrémité de câble libre

Mâle droit

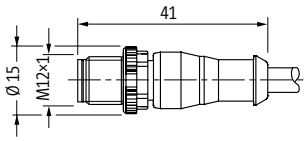

Mâle coudé

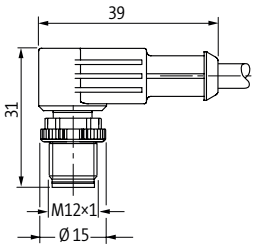

Femelle droit

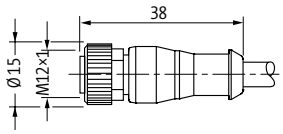

Femelle coudé

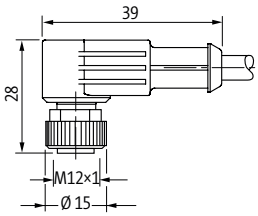
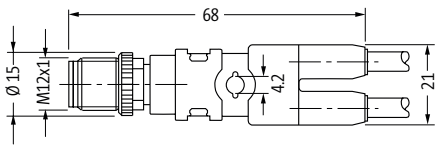
Mâle droit (Connecteur en Y)