

INDUCTIVE SENSORS

Ø 6.5
NAMUR

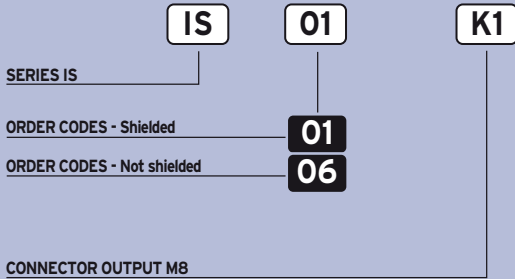
- 5÷24 V DC - 2 WIRES
- Conforming to EN 60947-5-6 and Atex directive
- Range, 1mm to 2mm - shielded, not shielded
- Cable or M8 quick connect models

IS Series



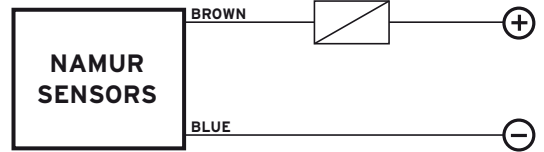
INDUCTIVE

IDENTIFICATION CODE

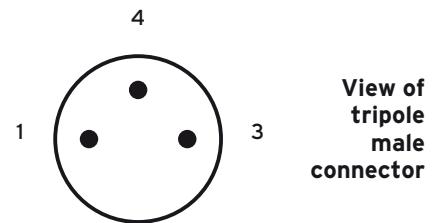


	SHIELDED	NOT SHIELDED
NOMINAL SWITCHING DISTANCE (Sn)	1 mm	2 mm
NOMINAL VOLTAGE (Load resistance 1 K)	7.7 ÷ 9 V DC	
DC SUPPLY VOLTAGE	5 ÷ 24 V DC	
RESIDUAL RIPPLE	≤ 10%	
HYSTERESIS	≤ 10%	
OUTPUT CURRENT (Metal present)	≤ 1 mA	
OUTPUT CURRENT (Metal absent)	≤ 3 mA	
SWITCHING FREQUENCY	2000 Hz	
REPEATABILITY	≤ 3%	
TEMPERATURE LIMITS	-25 ÷ +60 °C	
PROTECTION DEGREE	IP 67	
DEVICE MARKING	⊕ II 3D IP67 T6X	
CABLE LENGTH	2 m	
CABLE SECTION	2 x 0.25 mm ²	
HOUSING MATERIAL	Stainles - Steel	
WEIGHT - Cable output -	80 g	
WEIGHT - K1 connector output -	35 g	

WIRING DIAGRAMS



CONNECTION WITH CONNECTOR M8 (K1)

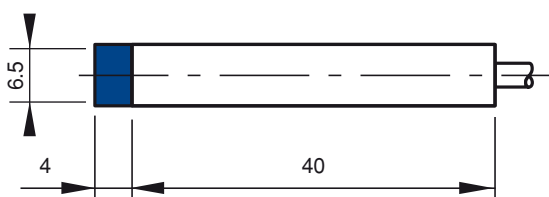


CONTACTS CONFIGURATION

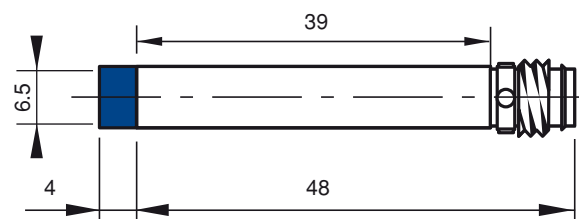
Available	Contacts numbers		
	1	3	4
NAMUR	+	-	

DIMENSIONS (mm)

CONFIGURATION WITH CABLE



CONFIGURATION WITH CONNECTOR K1



Note: the front part in blue refers to not shielded models.