

UniOP eTOP50C

The eTOP50C is a state-of-the-art HMI device with touchscreen interface and 15" TFT color graphic display. Support for 64K colors in the brilliant TFT display will increase the realism of the images. The integrated 10/100 Ethernet interface makes connectivity in complex control systems much more efficient. The XGA resolution makes it the ideal choice for high-end HMI applications.



- 15" TFT color display
- XVGA (1024x768 pixel) resolution
- 64K colors
- Resistive touchscreen
- 10/100 Ethernet interface
- USB port
- Connection to industrial bus systems using optional plug-in modules
- Compatible with video input module
- 64 MB user memory
- Compatible with local I/O

Highlights

The eTOP HMI panels are part of the UniOP family of touchscreen products. All of the eTOP products support the rich common functionalities of the UniOP operator panels:

- Powerful and intuitive programming with the UniOP Designer 6 software
- Support of more than 150 communication drivers for industrial devices
- Built-in Ethernet port for connection to field devices as well as programming the HMI from Designer.
- USB host port for the connection of flash drives. Flash drives can be used for application upgrade as well as firmware upgrade of the device
- Optional plug-in modules for fieldbus systems and networks (Profibus DP, CANopen, DeviceNet, Interbus, KNX)
- Dual-driver communication capability
- Vector graphic capabilities including the support of multiple layers and object transparency.
- Video input option
- Display dynamic data in numerical, text, bargraph, analog gauges and graphic image formats
- Data acquisition and trend presentation. Trend data can be transferred to a host computer using the Ethernet connection.
- Recipe data storage. Recipe data can be transferred to a host computer using the Ethernet connection or copied to flash drives via USB connection.
- Multilanguage applications. The number of runtime languages is limited only by the available memory. All text information in the application can be exported in Unicode format for easier translation.
- Powerful macro editor to configure touchscreen operation
- Alarms and historical alarm list. Alarm and event information can be printed or transferred to a host computer.
- Eight level password protection.
- Report printing to serial printer. Reports are freely configurable using Designer.
- Ethernet-based UniNet network to share data between UniOP HMIs and to serve data using UniNet OPC Server.

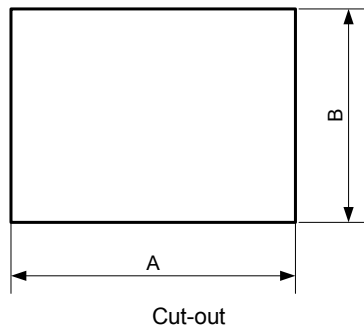
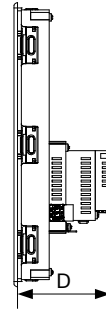
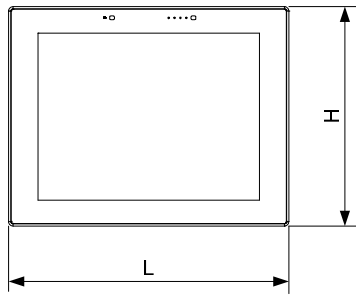
Technical Data

Display Type Resolution Active display area Colors Backlight Brightness Dimming	TFT XGA, 1024x768 pixel 304x228 mm (15" diagonal) 64K CCFL, 50000 h ^(note 1) 200 Cd/m ² typ. Yes	UniNet network Alarms Event list Password Hardware RTC Screen saver Buzzer	Client/Server 1024 1024 Yes Yes, battery back-up Yes Yes, audible feedback for touch screen
Memory User memory Alternate User memory	64 MB internal Flash Optional removable 32/64 MB SSFDC memory card	Ratings Power supply voltage Current consumption Fuse Weight Battery	24 V DC (18 to 30 Vdc) 1.5A at 24Vdc(max.) Automatic Approx 3.8 Kg 3 V 285 mA Lithium, non rechargeable, user replaceable, RENATA model CR2430. Replace with same component or equivalent.
Front panel Touch screen Function keys System keys User LED's System LED's	Analog resistive 1 - 1 4	Environmental Conditions Operating temperature Storage temperature Operating and storage humidity Protection class	0 to 45 °C -20 to +70 °C 5 – 85 % RH non-condensing IP65 (front panel) IP20 (rear)
Interfaces PC/Printer port PLC port Ethernet port USB port Aux port (fieldbus) DX port (video input) Serial programming speed Local I/O	Yes, RS-232 RS-232, RS-485, RS-422, 20 mA Current Loop 10/100 Mbit Host version 1.1 ^(note 2) Yes, with optional modules Yes 9600 – 38400 bps Yes, with optional modules	Dimensions Faceplate LxH Cutout AxB Mounting depth D	392x307 mm (15.43x12.08") 381x296 mm (15.00x11.65") 101 mm (3.98")
Functionality Vector graphics Dual driver capability Video input Data acquisition and trends Recipe memory	Yes Yes Yes Yes Yes. Flash memory storage limited only by available memory ^(note 2)	Approvals CE	Emission EN 61000-6-4 Immunity EN 61000-6-2 for installation in industrial environments

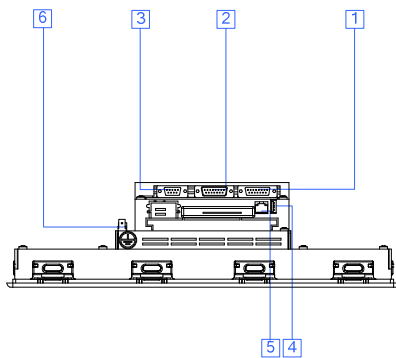
Note 1: the lamp lifetime is the typical value for continuous operation at 25°C.

Note 2: operation of the built-in USB interface and recipe storage to flash memory require an appropriate firmware version and use of Designer 6.07 or higher.

Dimensions



Connections



- 1 PC/Printer Port
- 2 PLC Port
- 3 Aux Port
- 4 USB Port
- 5 Ethernet Port
- 6 Power Supply

Ordering Information

eTOP50C-0050
PROT-06

15" XGA TFT color panel with touchscreen
Disposable protection foil for 15" eTOP touch panels (10 pieces)

Tn240

Ver. 1.2

Copyright © 2007, 2008 Sitek S.p.A. – Verona, Italy

Subject to change without notice

The information contained in this document is provided for informational purposes only. While efforts were made to verify the accuracy of the information contained in this documentation, it is provided “as is” without warranty of any kind.

www.uniop.com

tn240-2.doc - 7.08.2008
UniOP eTOP50C