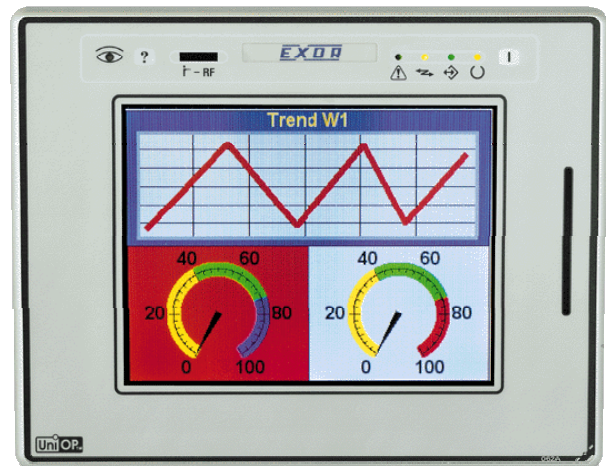


UniOP eTOP10, eTOP11, eTOP12

The eTOP10, 11 and 12 are state-of-the-art HMI devices with a touch screen interface and a 5.6" graphic display. The novel aluminum bezel offers a rugged and convenient flat design and an appealing look.

Highlights

- **5.6" diagonal graphic display**
- **Available in TFT color, STN color and monochrome**
- **¼ VGA (320x240 pixels) resolution**
- **Shows up to 16 rows, 40 characters of information**
- **Resistive touch screen**
- **Connection to industrial bus systems and Ethernet (requires optional plug-in modules)**
- **Compatible with HMIcontrol and local I/O subsystems**
- **Large memory size (8 MB Flash) on removable media**
- **IP65 front panel protection**
- **Programmable with UniOP Designer version 5.08**



The eTOP HMI panels are part of the eTOUCH family of touch screen products. All of the eTOUCH products support the rich common functionality of the UniOP operator panels:

- Powerful and intuitive programming with the UniOP Designer software
- Support of more than 130 communication drivers for industrial devices
- Optional modules for fieldbus systems (Profibus DP, DeviceNet, Interbus, CANopen) and Ethernet
- Display data in numerical, text and bargraph format
- Dynamic graphic objects
- Data acquisition and trend presentation
- Analog gauges
- Recipe data storage
- Keyboard/Touch macro editor
- Alarms and historical alarm list
- Eight level password protection
- Report printing to serial printer

Technical data

The product is available in three versions that differ only by display type.

	Display	Colors	Backlight	Lamp Lifetime
eTOP10	TFT color LCD	256	CCFL	25000 h
eTOP11	STN color LCD	16	CCFL	25000 h
eTOP12	Monochrome LCD	-	CCFL	25000 h

Display	
Graphic resolution	320x240 pixels
Active display area	121x91 mm (5.6" diagonal)
Rows/columns	16x40
Character height	-
Scalable fonts	Yes
User definable characters	256
Contrast regulation	Software with temperature compensation (only eTOP11 and eTOP12)
Memory	
User memory	8 MB SSFDC memory card
User memory expansion	-
Front panel	
Function keys	-
System keys	-
Touch screen	Resistive (guaranteed 3 M operations)
User LED's	-
System LED's	5
Connections	
PC/Printer port	Yes
PLC port	RS-232, RS-485, RS-422, 20 mA CL
Aux port (fieldbus and Ethernet connection)	Yes, with optional modules
External keyboard port	No
Programming speed	9600 - 38400 bps
Functionality	
Page size	-
Number of variables per page	Unlimited
Recipe memory	32 KB
UniNet network	Client/Server
Alarms	1024
Event list	1024
Alarm info page	Yes
Password	Yes
Battery	Yes
Hardware RTC	Yes, battery backed
Screen saver	Yes
Buzzer	Yes, audible feedback for touch screen
Power supply voltage	18 - 30 VDC

Max power consumption	~ 600 mA at 24 VDC
Fuse	Automatic
Weight	~ 1.4 Kg
Operating temperature	0 to 45 °C
Storage temperature	-20 to +70 °C
Operating and storage humidity	5 - 85 % RH non-condensing
Protection class	IP65 (front panel)

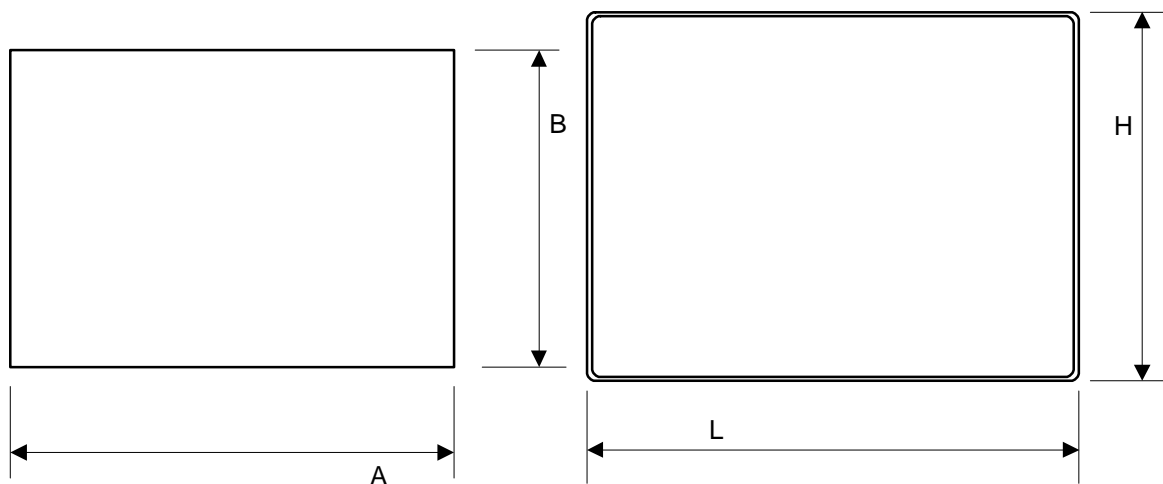
The product is designed for installation in an industrial environment in compliance with the regulations:

Emitted interference EN 61000-6-4, 2001

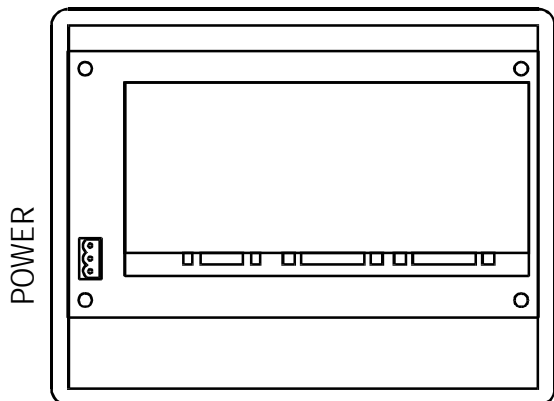
Noise immunity EN 61000-6-2, 2001

Front dimensions and cutout

Faceplate LxH	187x147 mm	7.36x5.79"
Cutout AxB	176x136 mm	6.93x5.35"
Cutout depth (version -0050)	91 mm	3.58"
Max panel thickness	5 mm	0.2"



Connections




AUX PORT PLC PORT PC/PRINTER PORT

Indicators on the front panel

There are several dedicated LED indicators on the front panel of the unit. Functions are described in the table below.



A customizable legend strip is included.



Elements not listed in the table are reserved for future use.

LED	Color	Status	Meaning
	red	OFF	No hardware problem detected
		BLINK	Battery low
	ON	Hardware fault	
green	OFF	No touch cell active	
	ON	While any touch cell is active (visual feedback)	
	green	OFF	Hardware fault
	ON	Unit in operation	
	green	BLINK	Communication error
		ON	Communication OK
	red	OFF	No alarms
		BLINK	Alarm requires acknowledgment
		ON	Alarm active
	green		May be user controlled as LED number 65 using the Macro Editor. Turns ON when recipe/event backup is being performed.

The service area at the top of the product includes also two buttons.

Button	Description
	User programmable with the Keyboard Macro Editor. Not available in RDA. Designer 5.08 SP7 or higher is required.
	Reserved for future use

Ordering Information

eTOP10-0050
eTOP11-0050
eTOP12-0050

5.6" ¼ VGA TFT color panel with touchscreen
5.6" ¼ VGA STN color panel with touchscreen
5.6" ¼ VGA monochrome panel with touchscreen

Tn146

Copyright © 2002 Sitek S.p.A. Italy

Subject to change without notice

www.exor-rd.com

AUDIN - 8, avenue de la malle - 51370 Saint Brice Courcelles
Tel : 03.26.04.20.21 - Fax : 03.26.04.28.20 - Web : <http://www.audin.fr> - Email : info@audin.fr