


UniOP eTOP03

The eTOP03 is a compact HMI device with a touchscreen interface and a 3.8" graphic display. It is the ideal solution for application where the small size and low cost, without compromising performance, are a must.

Highlights

- **3.8" diagonal monochrome graphic display**
- **¼ VGA (320x240 pixel) resolution**
- **Shows up to 16 rows, 40 characters of information**
- **Resistive touch screen**
- **Dual-driver capability**
- **IP65 front panel protection**
- **Multilanguage project capability**
- **Connection to industrial bus systems and Ethernet (requires optional plug-in modules)**



The eTOP03 HMI panels are compact low cost products yet extremely rich in functionality. The products are the smallest and lowest touchscreen units in the UniOP family of HMI panels. The products support the rich common functionality of the UniOP operator panels:

- Powerful and intuitive programming with the UniOP Designer software
- Dual-driver communication capability,
- Scalable fonts for effective presentation of information.
- Support of more than 130 communication drivers for industrial devices
- Optional modules for fieldbus systems (Profibus DP, DeviceNet, Interbus, CANopen) and Ethernet
- Display data in numerical, text and bargraph format
- Dynamic graphic objects
- Recipe data storage
- Keyboard macro editor
- Alarms and historical alarm list
- Eight levels password protection

The eTOP03 is mechanically compatible with the popular ePAD03 and ePAD04 panels.

Technical Data

eTOP03	Display	Colors	Backlight	Lifetime
	Monochrome LCD	-	White LED	50,000 h
Display				
Graphic resolution	320x240			
Active display area	77x58 mm (3.8" diagonal)			
Rows/columns of text	Up to 16x40			
Character height	-			
Scalable fonts	Yes			
User definable characters	256			
Contrast regulation	Software			
Memory				
User memory	512 KB Flash			
User memory expansion	-			
Front panel				
Function keys	-			
System keys	-			
Touch screen	Analog Resistive			
User LED's	-			
System LED's	-			
Connections				
PC/Printer port	-			
PLC port	RS-232, RS-422, RS-485			
Aux port (fieldbus and Ethernet connection)	Yes, requires optional module			
External keyboard port	-			
Programming speed	9600 - 38400 bps			
Functionality				
Number of variables per page	Unlimited			
Dual-driver capability	Yes			
Recipe memory	32 KB			
Data acquisition and trends	-			
UniNet network	Client/Server			
Alarms	1024			
Event list	256			
Alarm info page	Yes			
Password	Yes, 8 levels			
Battery	CR2430 (3V 270mA Lithium), non-rechargeable, user replaceable. Replace with same type or equivalent compatible with the operating temperature of the product			
Hardware RTC	Yes			
Screen saver	Yes			
Buzzer	-			
Power supply voltage	18 ÷ 30 VDC			

Max power consumption	~ 400 mA
Fuse	Thermal with auto restore
Weight	1 Kg
Operating temperature	0 ÷ +50 °C
Storage temperature	-20 ÷ +70 °C
Operating and storage humidity	5 ÷ 85 % RH non-condensing
Protection class	IP65 (front panel)

Note: the PLC Port does not include the Current Loop interface.

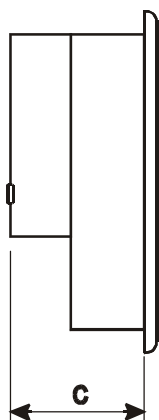
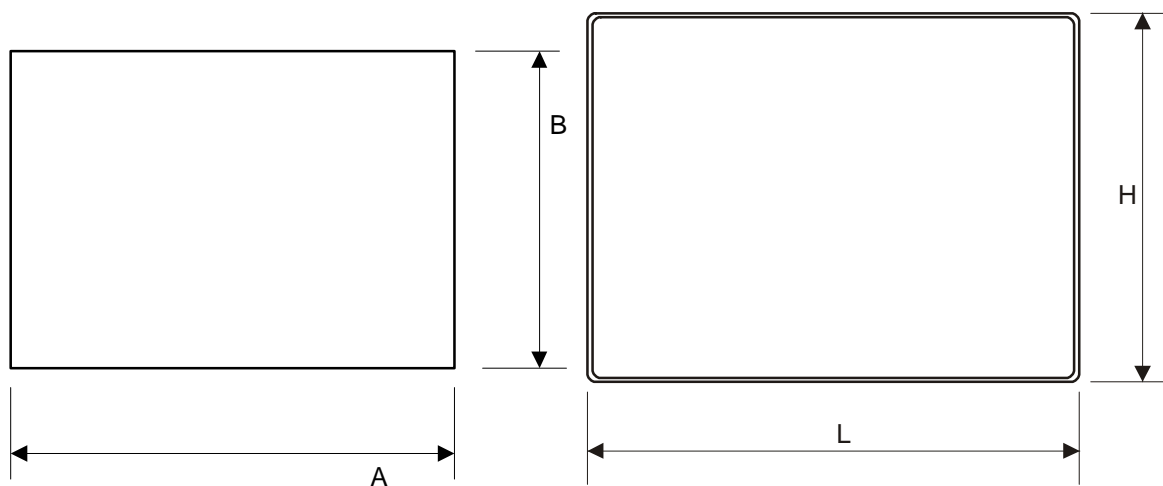
The product is designed for installation in an industrial environment in compliance with the regulations:

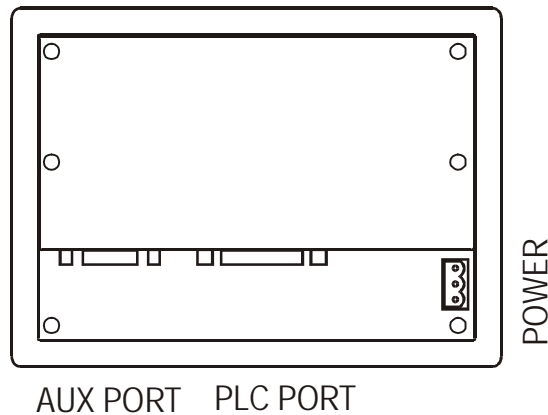
Emitted interference EN 61000-6-4, 2001

Noise immunity EN 61000-6-2, 2001

Front Dimensions and Cutout

Faceplate LxH	149x109 mm	5.86x4.29 "
Cutout AxB	136x96 mm	5.35x3.78 "
Cutout depth C	61 mm	2.40 "
Max thickness of mounting plate	5 mm	0.20 "



Connections

The product is compatible with all standard TCM and SCM modules.

To access the slot for the optional communication modules, remove the rear cover of the product

The backup battery is accessible for replacement after removing the rear cover.

To connect to the PLC Port of the product for downloading the application, use the standard programming cable CA114 with a 15-pin female-female gender changer.

Ordering Information

eTOP03-0046

Compact HMI with 3.8" 1/4 VGA display and touchscreen.

Tn181

Copyright © 2003 Sitek S.p.A. Italy

Subject to change without notice.

The information contained in this document is provided for informational purposes only. While efforts were made to verify the accuracy of the information contained in this documentation, it is provided "as is" without warranty of any kind.

www.exor-rd.com