


UniOP eTOP03

The eTOP03 is a compact HMI device with a touchscreen interface and a 3.8" graphic display. It is the ideal solution for application where the small size and low cost, without compromising performance, are a must.

Highlights

- **3.8" diagonal monochrome graphic display**
- **¼ VGA (320x240 pixel) resolution**
- **Shows up to 16 rows, 40 characters of information**
- **Resistive touch screen**
- **Dual-driver capability**
- **IP65 front panel protection**
- **Multilanguage project capability**
- **Connection to industrial bus systems and Ethernet (requires optional plug-in modules)**



The eTOP03 HMI panels are compact low cost products yet extremely rich in functionality. The products are the smallest and lowest touchscreen units in the UniOP family of HMI panels. The products support the rich common functionality of the UniOP operator panels:

- Powerful and intuitive programming with the UniOP Designer software
- Dual-driver communication capability,
- Scalable fonts for effective presentation of information.
- Support of more than 130 communication drivers for industrial devices
- Optional modules for fieldbus systems (Profibus DP, DeviceNet, Interbus, CANopen) and Ethernet
- Display data in numerical, text and bargraph format
- Dynamic graphic objects
- Recipe data storage
- Keyboard macro editor
- Alarms and historical alarm list
- Eight levels password protection

The eTOP03 is mechanically compatible with the popular ePAD03 and ePAD04 panels.

Technical Data

eTOP03	Display Monochrome LCD	Colors -	Backlight White LED	Lifetime 50,000 h
Display Graphic resolution Active display area Rows/columns of text Character height Scalable fonts User definable characters Contrast regulation	320x240 77x58 mm (3.8" diagonal) Up to 16x40 - Yes 256 Software			
Memory User memory User memory expansion	512 KB Flash -			
Front panel Function keys System keys Touch screen User LED's System LED's	- - Analog Resistive - -			
Connections PC/Printer port PLC port Aux port (fieldbus and Ethernet connection) External keyboard port Programming speed	- RS-232, RS-422, RS-485 Yes, requires optional module - 9600 - 38400 bps			
Functionality Number of variables per page Dual-driver capability Recipe memory Data acquisition and trends UniNet network Alarms Event list Alarm info page Password Battery Hardware RTC Screen saver Buzzer Power supply voltage	Unlimited Yes 32 KB - Client/Server 1024 256 Yes Yes, 8 levels CR2430 (3V 270mA Lithium), non-rechargeable, user replaceable. Replace with same type or equivalent compatible with the operating temperature of the product Yes Yes - 18 ÷ 30 VDC			

Max power consumption	~ 400 mA
Fuse	Thermal with auto restore
Weight	1 Kg
Operating temperature	0 ÷ +50 °C
Storage temperature	-20 ÷ +70 °C
Operating and storage humidity	5 ÷ 85 % RH non-condensing
Protection class	IP65 (front panel)

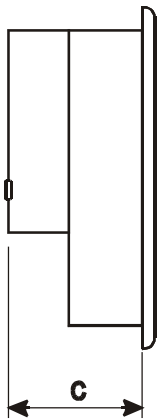
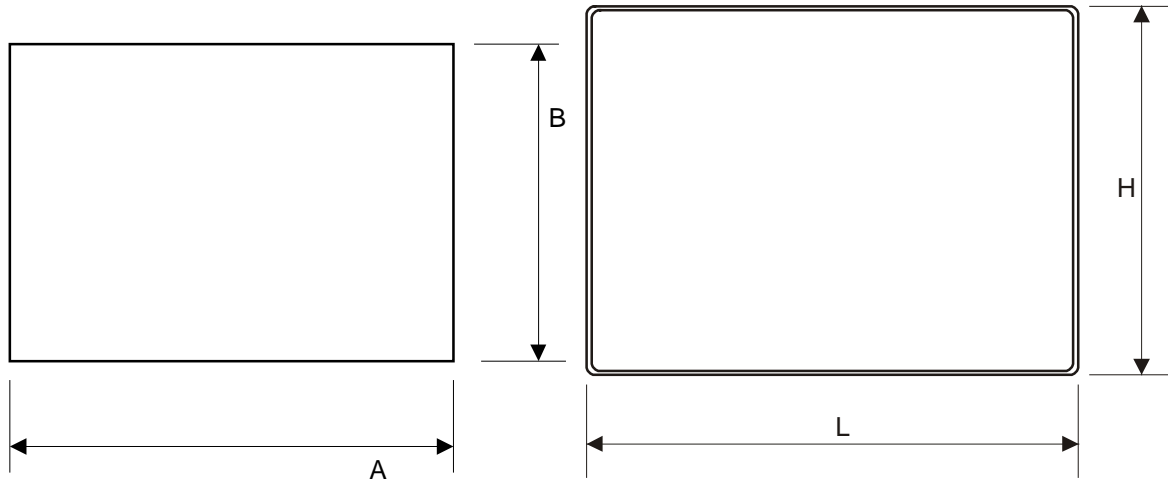
Note: the PLC Port does not include the Current Loop interface.

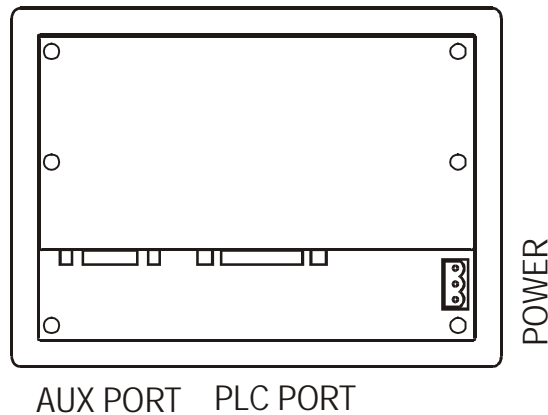
The product is designed for installation in an industrial environment in compliance with the regulations:

Emitted interference EN 50081-2, 1993
Noise immunity EN 61000-6-2, 2000

Front Dimensions and Cutout

Faceplate LxH	149x109 mm	5.86x4.29 "
Cutout AxB	136x96 mm	5.35x3.78 "
Cutout depth C	61 mm	2.40 "
Max thickness of mounting plate	5 mm	0.20 "



Connections

The product is compatible with all standard TCM and SCM modules.

To access the slot for the optional communication modules, remove the rear cover of the product

The backup battery is accessible for replacement after removing the rear cover.

To connect to the PLC Port of the product for downloading the application, use the standard programming cable CA114 with a 15-pin female-female gender changer.

Ordering Information

eTOP03-0046

Compact HMI with 3.8" 1/4 VGA display and touchscreen.

Tn181

Copyright © 2003 Sitek S.p.A. Italy

Subject to change without notice.

The information contained in this document is provided for informational purposes only. While efforts were made to verify the accuracy of the information contained in this documentation, it is provided "as is" without warranty of any kind.