


## UniOP ePAD05 and ePAD06

Compact low-cost HMI with graphic display. The ePAD05 and ePAD06 panels set a new standard for entry-level HMI products, yet with full numeric data entry capabilities. They are the ideal complement for the successful ePAD03 and ePAD04 products.

### Highlights

- **Monochrome graphic display 120x32 pixels**
- **Downloadable fonts**
- **Scalable text**
- **9 user programmable function keys with slide-in legends**
- **10 user programmable LED indicators**
- **Dual-driver communication**
- **Connection to industrial bus systems and Ethernet with optional modules**
- **IP65 front panel protection**



The ePAD05 and ePAD06 HMI panels are compact low cost products yet extremely rich in functionality. The products support the rich common functionality of the UniOP operator panels:

- Powerful and intuitive programming with the UniOP Designer software
- Dual-driver communication capability,
- Scalable fonts for effective presentation of information.
- Support of more than 130 communication drivers for industrial devices
- Optional modules for fieldbus systems (Profibus DP, DeviceNet, CANopen, Interbus) and Ethernet
- Display data in numerical, text and bargraph format
- Dynamic graphic objects
- Recipe data storage
- Keyboard macro editor
- Alarms and historical alarm list
- Eight level password protection

The ePAD05 and ePAD06 are the ideal solution to scale-down in size and price applications based on less compact and less performing products.

**Technical Data**

	ePAD05	ePAD06
<b>Display</b>	Monochrome LCD	
Backlight	LED	
Graphic resolution	120x32	
Active display area	70x21 mm	
Rows/columns	4x20	
Scalable fonts	Yes	
User definable characters	256	
Contrast regulation	Software	
<b>Memory</b>	512 KB	
User memory	512 KB	
User memory expansion	-	
<b>Front panel</b>	9, with slide-in legend	
Function keys	9, with slide-in legend	
System keys	10	
Touch screen	-	
User LED's	10	
System LED's	4	
<b>Connections</b>	No	
PC/Printer port	No	
PLC port	RS-232, RS-422, RS-485	
Aux port (fieldbus and Ethernet connection)	Yes, requires optional module	
Programming speed	9600 ÷ 38400 bps	9600 bps
<b>Functionality</b>	Unlimited	
Number of variables per page	Unlimited	
Dual-driver capability	Yes	-
Recipe memory	16 KB	-
UniNet network	Server/Client	Client
Alarms	1024	1024
Event list	256	-
Alarm info page	Yes	
Password	Yes, 8 levels	
Battery	CR2430 (3V 270mA Lithium), non rechargeable, user replaceable. Replace with same type or equivalent compatible with the operating temperature of the product	-
Hardware RTC	Yes	-
Screen saver	-	
Buzzer	-	
Power supply voltage	18 ÷ 30 VDC	
Max power consumption	0.25 A at 24 VDC	
Fuse	Overcurrent protection device	

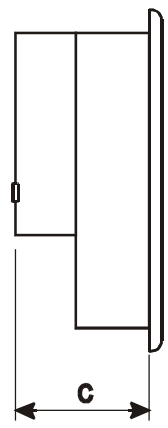
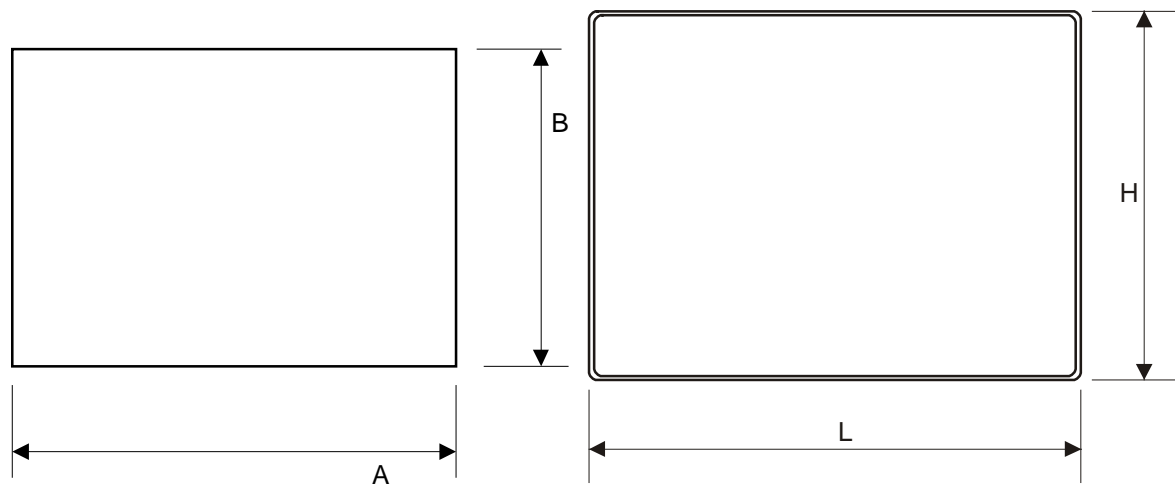
	<b>ePAD05</b>	<b>ePAD06</b>
Weight	1 Kg	
Operating temperature	0 ÷ +50 °C	
Storage temperature	-20 ÷ +70 °C	
Operating and storage humidity	5 ÷ 85 % RH non-condensing	
Protection class	IP65 (front panel)	

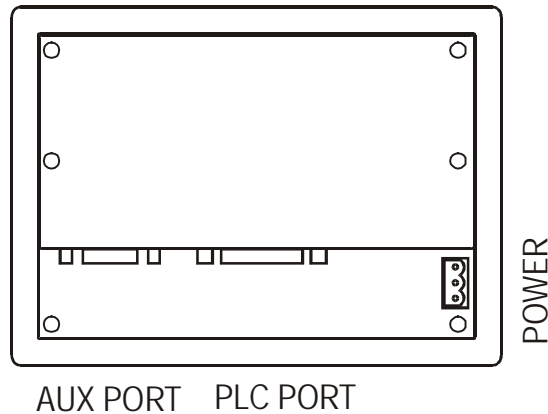
The product is designed for installation in industrial environments in compliance with the regulations:

Emitted interference    EN 50081-2, 1993  
 Noise immunity        EN 61000-6-2, 2000

**Front Dimensions and Cutout**

Faceplate LxH	149x109 mm	5.86"x4.29"
Cutout AxB	136x96 mm	5.35"x3.78"
Cutout depth C	53 mm	2.08"
Max panel thickness	5 mm	0.19"



**Connections**

The product is compatible with all standard TCM and SCM modules.  
To access the slot for the modules, remove the rear cover of the product

The backup battery in the ePAD05 is accessible for replacement after removing the rear cover.

The standard programming cable CA114 can be used with this product if a 15-pin female-female gender changer is applied on the PLC Port.

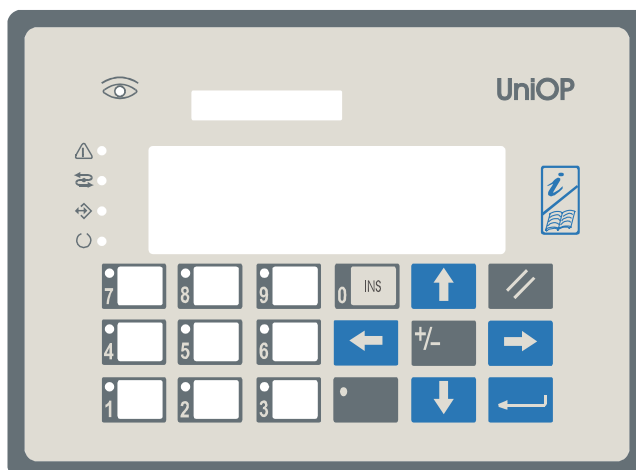
**Indicators and keypad**

There are several dedicated LED indicators on the front panel of the unit. Functionality is described in the table below.

Elements not listed in the table are reserved for future use.

LED	Color	Status	Meaning
	red	OFF	No hardware problem detected
		BLINK	Battery low
		ON	Hardware fault
	green	OFF	No key pressed and no touch cell active
		ON	Key pressed or touch cell active (visual feedback)
	green	OFF	Hardware fault
		ON	Unit in operation
	green	BLINK	Communication error
		ON	Communication OK
	red	OFF	No alarms
		BLINK	Alarm requires acknowledgment
		ON	Alarm active
	green		May be user controlled as LED number 65 using the Macro Editor. Turns ON when recipe/event backup is being performed.

The layout of the front panel is shown in the figure below.



The RDA mapping of LED indicators is shown in the table below.

RDA Bit	LED on Key
L18	1
L19	2
L20	3
L21	4
L22	5
L23	6
L24	7
L24	8
L26	9

The RDA mapping of all keys is standard.

Function keys associated to keys 1 to 9 have a slide-in legend. Legend strips in laser printable form are available as accessories.

**Ordering Information**

ePAD05-0046  
ePAD06-0046  
R-PRINT3148

Compact low-cost HMI with graphic display and Real Time Clock  
Compact low-cost HMI with graphic display  
Printable legends (5 A4 foils, n sets of legends per foil)

---

Tn193

Copyright © 2003 Sitek S.p.A. Italy

Subject to change without notice.

The information contained in this document is provided for informational purposes only. While efforts were made to verify the accuracy of the information contained in this documentation, it is provided "as is" without warranty of any kind.