

UniOP MKDG-05

The MKDG-05 is a compact and low cost operator panel with a large graphic display. The 240x64 graphic monochrome display can show plenty of information in a very effective mechanical size.

Highlights

- **8 line x 40 character graphic monochrome display**
- **Downloadable fonts**
- **Scalable text**
- **20 function keys with slide-in legends**
- **25 user programmable LED indicators**
- **Multilanguage project capability**
- **Connection to bus systems**



The MKDG-05 HMI panel is part of the entry-level range of UniOP products, offering a wide display and numerous function keys in an attractively compact mechanical format.

The MKDG-05 supports the rich common functionality of the UniOP operator panels:

- Powerful and intuitive programming with the UniOP Designer software
- Support of more than 130 communication drivers for industrial devices
- Optional modules for fieldbus systems (Profibus DP, DeviceNet, Interbus, CANopen) and Ethernet
- Display data in numerical, text and bargraph format
- Dynamic graphic objects
- Recipe data storage
- Keyboard macro editor for free programming of keyboard functionality
- Alarms and historical alarm list
- Eight level password protection
- Report printing to serial printer

Technical Data

Display Graphic resolution Active display area Rows/columns Character height Scalable fonts User definable characters Contrast regulation	240x64 127x34 mm 8/40 - Yes 255 Software
Memory User memory User memory expansion	512 KB (64 reserved to the protocol) 512 KB
Front panel Function keys System keys Touch screen User LED's System LED's	20 with slide-in legends 21 No 25 5
Connections PC/Printer port PLC port Aux port (fieldbus and Ethernet connection) External keyboard port Programming speed	Yes RS-232, RS-485, RS-422, 20 mA CL Yes, with optional modules No 9600 - 38400 bps
Functionality Number of variables per page Recipe memory Data acquisition and trends UniNet network Alarms Event list Alarm info page Password Battery Hardware RTC Screen saver Buzzer Power supply voltage Max power consumption Fuse Weight Operating temperature Storage temperature Operating and storage humidity Protection class	Unlimited 16 KB Yes Client/Server 1024 1024 Yes Yes Yes Yes, battery backed Yes No 18-30 VDC ~ 400 mA at 24 VDC Automatic ~ 1.8 Kg 0 to 50 °C -20 to +70 °C 5 - 95 % RH non-condensing IP65 (front panel)

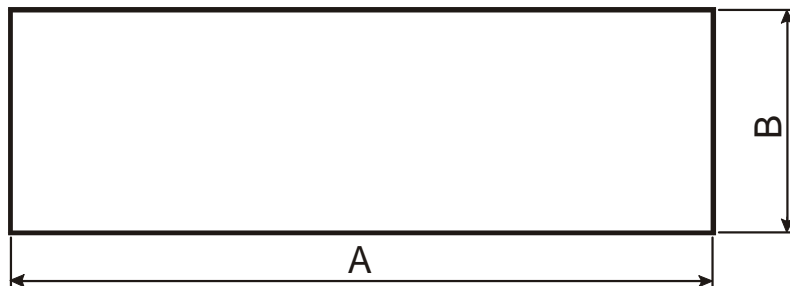
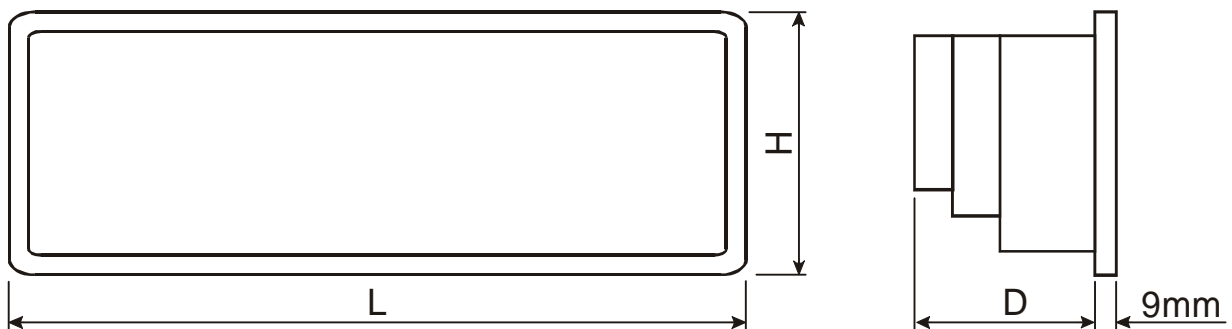
The product is designed for installation in an industrial environment in compliance with the regulations:

Emitted interference EN 50081-2, 1993

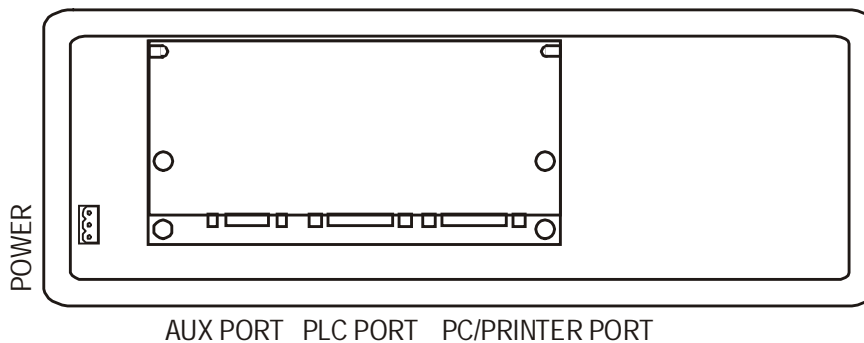
Noise immunity EN 50082-2, 1994

Front Dimensions and Cutout

Faceplate LxH	311x111 mm	12.25x2.37"
Cutout AxB	292x92 mm	11.50x3.62"
Cutout depth D (version -0045)	80 mm	3.15"
Max panel thickness	5 mm	0.2"



Connections



Indicators and keypad

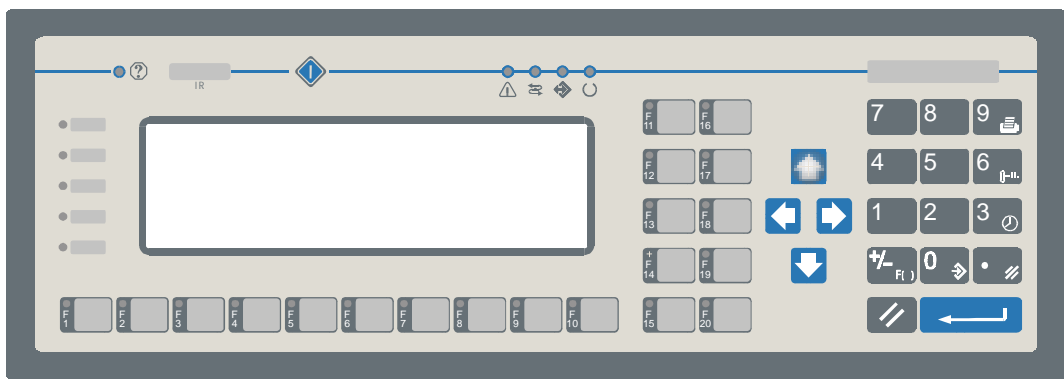
There are several dedicated LED indicators on the front panel of the unit. Functions are described in the table below.

A customizable legend strip is included.



Elements not listed in this chapter are reserved for future use.

LED	Color	Status	Meaning
?	red	OFF	No hardware problem detected
		BLINK	Battery low
		ON	Hardware fault
	green	OFF	No touch cell active
	ON	While any touch cell is active (visual feedback)	
C	green	OFF	Hardware fault
		ON	Unit in operation
↔	green	BLINK	Communication error
		ON	Communication OK
!	red	OFF	No alarms
		BLINK	Alarm requires acknowledgment
		ON	Alarm active
↔	green		May be user controlled as LED number 65 using the Macro Editor. Turns ON when recipe/event backup is being performed.



The RDA mapping of LED indicators is standard.

The RDA mapping of all keys is standard.

Ordering Information

MKDG-05-0045

Entry-level HMI with 240x64 graphic LCD display and 20 function keys

Tn172

Copyright © 2001 Sitek S.p.A. Italy

Subject to change without notice

www.exor-rd.com