

2 - Convertitori, Cavi

2 - Converters, Cables



Convertitori Connettore Vaschetta - Morsettiera
SUB-D Connector - Terminal Board Converter

2/1



Convertitori Connettore Flat - Morsettiera
I.D.C. Connector - Terminal Board Converter

2/1



Convertitori Connettore Rj45 - Morsettiera
RJ45 Plug Connector - Terminal Board Converter

2/2



Cavi Flat
I.D.C. Cables

2/3



Cavi Multipli
Multiple Cables

2/3



Cavi Multipli Intestati da un Lato con Connettore Flat
Fitted Multiple Cables on one Side with I.D.C. DIN 41651 Connector

2/4




Cavi Multipli Intestati da un Lato con Connettore SUB-D
I.D.C. Cables Fitted Multiple Cables on one Side with SUB-D Connector

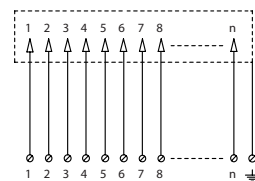

2/4

E' possibile avere alcuni prodotti del catalogo con morsetti diversi da quelli standard indicati (tipo a vite) e precisamente il tipo a molla ed il tipo estraibile. Per codici ed informazioni tecniche rivolgersi in sede.

For some products is possible to change the standard screw terminal blocks choosing pluggable terminal blocks or screwless terminal blocks. Please contact us for codes and technical information.

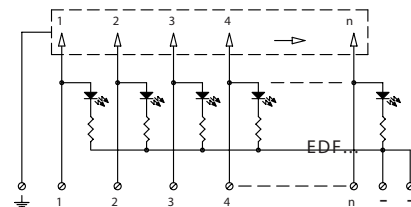
AUDIN - 8, avenue de la malle - 51370 Saint Brice Courcelles - Tel : 03.26.04.20.21 - Fax : 03.26.04.28.20 - Web : <http://www.audin.fr> - Email : info@audin.fr





← Piedino Connettore SUB-D / SUB-D Connector Pin

⊖ Morsetti a vite / Screw Terminal Blocks



Dati tecnici

Specifications

Tensione max.	Max. voltage	125 Vac - 150 Vdc (24 Vdc vers. visualizzate / vers. with display)
Corrente max.	Max. current	2 A (EDV..., EMTV...) / 1 A (EDF..., EMTF...)
Temperatura di funzionamento	Operating temperature	-20...50° C
Allacciamento	Connection	Morsetti a vite - Screw terminal blocks
		Connettore SUB-D DIN 41652 - SUB-D DIN 41652 Connector
Sezione cavi flessibili	Fine-wired section	max. 1,5 mm ²
Montaggio	Mounting	a scatto su profilo / Snap-in mounting on DIN TS32 TS35

Tipo Type	Codice Code	Dim. LxBxH [mm]
EDV9F	21E013801	46x82x65
EDV15F	21E013802	57x82x65
EDV25F	21E013803	79x82x65
EDV37F	21E013804	113x82x65
EDV9M	21E013806	46x82x65
EDV15M	21E013807	57x82x65
EDV25M	21E013808	79x82x65
EDV37M	21E013809	113x82x65

Tipo Type	Codice Code	Dim. LxBxH [mm]
EDF10	21E014001	45x82x65
EDF14	21E014002	57x82x65
EDF16	21E014003	57x82x65
EDF20	21E014004	60x82x65
EDF26	21E014005	79x82x65
EDF34	21E014007	102x82x65
EDF40	21E014008	113x82x65
EDF50	21E014010	147x82x65

Con visualizzazione With display

Tipo Type	Codice Code	Dim. LxBxH [mm]
EDV25MV	21E013847	83x82x65
EDV37MV	21E013848	113x82x65

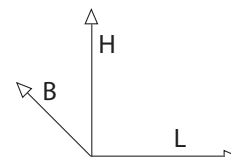
Con visualizzazione With display

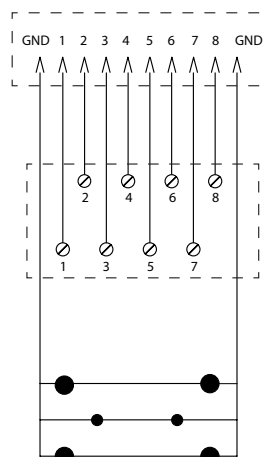
Tipo Type	Codice Code	Dim. LxBxH [mm]
EDF10V	21E013951	45x82x65
EDF26V	21E013955	83x82x65
EDF34V	21E013957	113x82x65

Tipo Type	Codice Code	Dim. LxBxH [mm]
EMTV25F	21E013823	62x82x80
EMTV37F	21E013824	79x82x80
EMTV50F	21E013825	102x82x80
EMTV25M	21E013828	62x82x80
EMTV37M	21E013829	79x82x80
EMTV50M	21E013830	102x82x80

Tipo Type	Codice Code	Dim. LxBxH [mm]
EMTF34	21E014040	79x82x80
EMTF40	21E014041	90x82x80
EMTF50	21E014043	102x82x80

E.....F = Connettori femmina - Female connectors
 E.....M = Connettori maschio - Male connectors
 E.....FV = Connettori femmina - Female connectors
 E.....MV = Connettori maschio - Male connectors





Connettore RJ45 femmina
RJ45 plug connector

Morsetti a vite
Screw Terminal Blocks

Schermatura
Shielding

Dati tecnici

Specifications

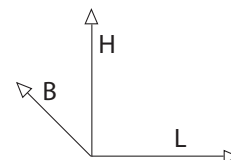
Numero di segnali	Number of signal	8 schermati - shielded
Trasferimento dati	Data transfer rate	Cat5 100 Mbit
Conversione	Conversion	1:1
Corrente max.	Max. current	1,5 A
Temperatura di funzionamento	Operating temperature	0...55° C
Allacciamento	Connection	Morsetti a vite - Screw terminal blocks Connettore RJ45 femmina - RJ45 female connector
Sezione cavi flessibili	Fine-wired section	max. 1,5 mm ²
Montaggio	Mounting	a scatto su profilo / Snap-in mounting on DIN TS32 TS35

Isolamenti (EN50178)

Insulation (EN50178)

Classe di sovratensione	Overvoltage category	II
Classe immunità ai disturbi	Pollution severity	2

Tipo Type	Codice Code	Dim. LxBxH [mm]
EMRJ45V	21E014090	30x82x65





Dati tecnici

Specifications

Cavi Flat - I.D.C. Cables

Cavi Multipli - Multiple Cables

Tensione max.	Max. voltage	250 Vac	250 Vac
Corrente max.	Max. current	1 A	1 A (ECF...), 2 A (ECV...)
Sez. filo	Wire section	28 AWG 0,08 mm ²	24 AWG 0,2 mm ²

Cavi flat piatti con
connettore flat DIN 41651
Normal Flat Cables with I.D.C.
DIN 41651 Connector

Tipo Type	Codice Code
ECF10/...	21E014121
ECF14/...	21E014122
ECF16/...	21E014123
ECF20/...	21E014124
ECF26/...	21E014125
ECF34/...	21E014127
ECF40/...	21E014128
ECF50/...	21E014130
ECF60/...	21E014131
ECF64/...	21E014132

Cavi flat tondi con
connettore flat DIN 41651
Rounded Flat Cables with I.D.C.
DIN 41651 Connector

Tipo Type	Codice Code
ECF10T/...	21E014351
ECF16T/...	21E014353
ECF40T/...	21E014358
ECF50T/...	21E014360

Cavi flat piatti con
connettore SUB-D
Normal Flat Cables with
SUB-D Connector

Tipo Type	Codice Code
ECFV37MF/...	21E014153
ECFV09FF/...	21E014160
ECFV15FF/...	21E014161
ECFV25FF/...	21E014162
ECFV37FF/...	21E014163
ECFV50FF/...	21E014164
ECFV09MM/...	21E014155
ECFV15MM/...	21E014156
ECFV25MM/...	21E014157
ECFV37MM/...	21E014158
ECFV50MM/...	21E014159

Cavi tondi con
Connettore flat DIN 41651
Rounded Cables with I.D.C.
DIN 41651 Connector

Tipo Type	Codice Code
ECF10E/...	21E014410
ECF20E/...	21E014412
ECF40E/...	21E014415

Cavi tondi con connettore
SUB-D pin crimpati
calotta plastica
Rounded Cables with SUB-D
Connector Crimped pins
Plastic Connector case

Tipo Type	Codice Code
ECV09MF/P/...	21E014295
ECV15MF/P/...	21E014296
ECV25MF/P/...	21E014297
ECV37MF/P/...	21E014298
ECV50MF/P/...	21E014299
ECV09MM/P/...	21E014300
ECV15MM/P/...	21E014301
ECV25MM/P/...	21E014302
ECV37MM/P/...	21E014303
ECV50MM/P/...	21E014304
ECV09FF/P/...	21E014305
ECV15FF/P/...	21E014306
ECV25FF/P/...	21E014307
ECV37FF/P/...	21E014308
ECV50FF/P/...	21E014309

Cavi schermati tondi con
connettore SUB-D pin
crimpati - calotta metallizzata
Rounded Shielded Cables with
SUB-D Connector Crimped pins
Metalized Connector case

Tipo Type	Codice Code
ECV09MF/M/...	21E014195
ECV15MF/M/...	21E014196
ECV25MF/M/...	21E014197
ECV37MF/M/...	21E014198
ECV50MF/M/...	21E014199
ECV09MM/M/...	21E014200
ECV15MM/M/...	21E014201
ECV25MM/M/...	21E014202
ECV37MM/M/...	21E014203
ECV50MM/M/...	21E014204
ECV09FF/M/...	21E014205
ECV15FF/M/...	21E014206
ECV25FF/M/...	21E014207
ECV37FF/M/...	21E014208
ECV50FF/M/...	21E014209

Nelle ordinazioni dopo la /.. si deve mettere la lunghezza in metri del cavo.

Si realizzano soluzioni diverse a richiesta.

Cavi Flat:
forniti senza calotte.

Cavi Tondi:

Per calotte diritte codici 21E0...

Per calotte 45° codici 21E1...

Esempio:

21E014195 calotta diritta.

21E114195 calotta 45°.

When ordering, please give the cable length in meters after the /..

Different solutions can be supplied on request.

I.D.C. Cables:
supplied without connector case.

Rounded Cables:

Codes 21E0... for straight exit cable connector case.

Codes 21E1... for 45° exit cable connector case.

Example:

21E014195 straight exit cable connector case.

21E114195 45° exit cable connector case.

Cavi Multipli Intestati da un Lato con Connettore Flat / SUB-D

Fitted Multiple Cables on one Side with DIN 41651 / SUB-D Connector



Dati tecnici		Specifications		Connettore Flat - DIN 41651 Connector	Connettore SUB-D - SUB-D Connector
Tensione max.	Max. voltage			250 Vac	250 Vac
Corrente max.	Max. current			1 A	2 A
Sez. filo	Wire section			24 AWG 0,2 mm ²	24 AWG 0,2 mm ²

Cavi multiplo tondo con connettore flat DIN 41651
Rounded Multiple Cables with IDC DIN 41651 Connector

Tipo Type	Codice Code
ECF10ESF/..	21E014440
ECF20ESF/..	21E014442
ECF40ESF/..	21E014445

Cavi multiplo tondo con connettore flat DIN 41651 con puntalini
Rounded Multiple Cables with IDC DIN 41651 Connector, with tips

Tipo Type	Codice Code
ECF10ESFP/..	21E014540
ECF20ESFP/..	21E014542
ECF40ESFP/..	21E014545

Cavo multiplo tondo, connettore SUB-D, pin crimpati, calotta plastica
Rounded Multiple Cables, SUB-D Connector, Crimped Pin, Plastic Connector Case

Tipo Type	Codice Code
ECV25F/P/..	21E014252
ECV25M/P/..	21E014257

Cavo multiplo tondo, connettore SUB-D, pin crimpati, calotta plastica, con puntalini
Rounded Multiple Cables, SUB-D Connector, Crimped Pin, Plastic Connector Case, with Tips

Tipo Type	Codice Code
ECV25F/PP/..	21E014652
ECV25M/PP/..	21E014657

Cavo multiplo schermato tondo, connettore SUB-D, pin crimpati, calotta metallizzata
Shielded Rounded Multiple Cables, SUB-D Connector, Crimped Pin, Metalized Connector Case

Tipo Type	Codice Code
ECV25F/M/..	21E014242
ECV25M/M/..	21E014247

Tabella colori - DIN 47100
Colors Table - DIN 47100

N.	Colore conduttore	Color Conductour
1	Bianco	White
2	Marrone	Brown
3	Verde	Green
4	Giallo	Yellow
5	Grigio	Grey
6	Rosa	Pink
7	Blu	Blue
8	Rosso	Red
9	Nero	Black
10	Viola	Purple
11	Grigio-Rosa	Grey-Pink
12	Rosso-Blu	Red-blue
13	Bianco-Verde	White-Green
14	Marrone-Verde	Brown-Green
15	Bianco-Giallo	White-Yellow
16	Giallo-Marrone	Yellow-Brown
17	Bianco-Grigio	White-Grey
18	Grigio-Marrone	Grey-Brown
19	Bianco-Rosa	White-Pink
20	Rosa-Marrone	Pink-Brown
21	Bianco-Blu	White-Blue
22	Marrone-Blu	Brown-Blue
23	Bianco-Rosso	White-Red
24	Marrone-Rosso	Brown-Red
25	Bianco-Nero	White-Black
26	Marrone-Nero	Brown-Black
27	Grigio-Verde	Grey-Green
28	Giallo-Grigio	Yellow-Grey
29	Rosa-Verde	Pink-Green
30	Giallo-Rosa	Yellow-Pink
31	Verde-Blu	Green-Blue
32	Giallo-Blu	Yellow-Blue
33	Verde-Rosso	Green-Red
34	Giallo-Rosso	Yellow-Red
35	Verde-Nero	Green-Black
36	Giallo-Nero	Yellow-Black
37	Grigio-Blu	Grey-Blue
38	Rosa-Blu	Pink-Blue
39	Grigio-Rosso	Grey-Red
40	Rosa-Rosso	Pink-Red
41	Grigio-Nero	Grey-Black
42	Rosa-Nero	Pink-Black
43	Blu-Nero	Blue-Black
44	Rosso-Nero	Red-Black
45	Bianco-Marrone-Nero	White-Brown-Black
46	Giallo-Verde-Nero	Yellow-Green-Black
47	Grigio-Rosa-Nero	Grey-Pink-Black
48	Rosso-Blu-Nero	Red-Blue-Black
49	Bianco-Verde-Nero	White-Green-Black
50	Marrone-Verde-Nero	Brown-Green-Black

Nelle ordinazioni dopo la /.. si deve mettere la lunghezza in metri del cavo. Si realizzano soluzioni diverse a richiesta. I cavi forniti possono non rispettare la tabella colori DIN 47100 indicata, verranno comunque corredati della tabella colori usata.
Cavi con conn. Flat: forniti senza calotte.
Cavi con conn. SUB-D: Per calotte diritte codici 21E0...
Per calotte 45° codici 21E1...
Esempio :
21E014242 calotta diritta.
21E114242 calotta 45°.

When ordering, please give the cable lenght in meters after the /... Different solutions can be supplied on request. The cable supplied could not respect the DIN 47100 colors table indicated, in this case they will be supplied with color table used.
Cables with DIN 41651 conn.: supplied without connector case.
Cables with SUB-D conn.: Codes 21E0... for straight exit cable connector case
Codes 21E1... for 45° exit cable connector case
Example :
21E014242 straight exit cable connector case.
21E114242 45° exit cable connector case.