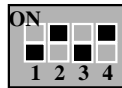
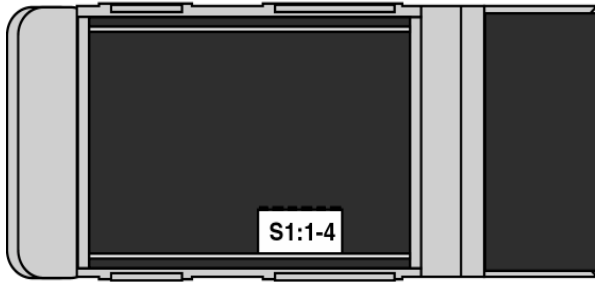


## Switch settings & connecting details for dial up with TD-33 and Hitachi EH-150 & MICRO-EH from Actron

### TD-33



### PLC

#### PLC setup

**EH-150:** Switch 1,4,5 ON. 2,3,6-8= OFF  
 Use port 1

**Micro-EH:** Switch 3=ON. 1,2,4=OFF  
 Use port 1.

### TD-33



### EH-150



### Micro-EH

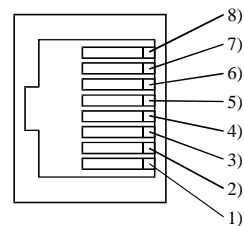



### Cable data

<b>Cable code</b>	Actcab-Modem9/EH
<b>Description</b>	Modem (9) to Hitachi series EH150 and Micro-EH
<b>Type of Communication</b>	RS-232
<b>Modem Connector</b>	D type 9M
<b>PLC Connector</b>	RJ45
<b>Notes</b>	

### MODEM

### PLC



Pin numbers  
 for port on  
 PLC