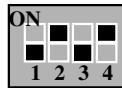
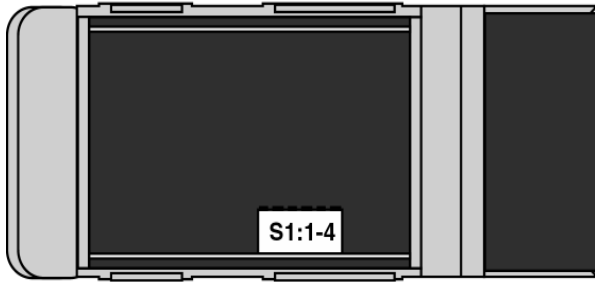


Switchsettings & connectingdetails for dial up with TD-33 and Hitachi series EC and EM (CPM-E3)

TD-33

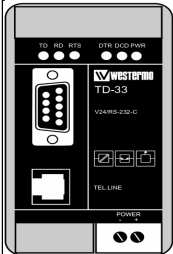


PLC

EC: Switch position: **COM2**

EM: Switch position: **COM2**


TD-33



EC



EM

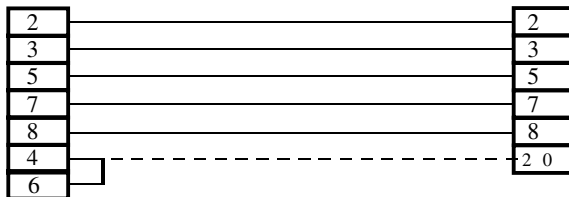


Cable data

Cable code	
Description	Modem (9) to Hitachi series EC / Hitachi series EM
Type of Communication	RS-232 9600 baud
Modem Connector	D type 9M
PLC Connector	EC: Mini Din 8 pol, EM: D-sub type 9M
Notes	Westermo MD33

MODEM

PLC



Connection from pin number 20 is only on Hitachi series EM